Residential Landscape

住宅景观

宋丹丹 方慧倩 李春梅 高巍 编 常文心 译

辽宁科学技术出版社

Residential Landscape

住宅景观

宋丹丹 方慧倩 李春梅 高巍 编 常文心 译

辽宁科学技术出版社

CONTENTS
目　录

4 Northern Michigan Residence
北密歇根住宅

10 House in a Garden
花园中的别墅

14 Kessler Residence
卡斯乐别墅

20 Midbury House
米德伯里别墅

26 White Rock Lake House
白岩湖滨别墅

34 Park Lane
小巷花园

40 Melbourne International Flower & Garden Show Display Garden
墨尔本国际鲜花花园展参展花园

44 HIA Sydney Home Show Display Garden
海拉尔悉尼家居展参展花园

48 Beach House
海滨别墅

54 Moltz Landscape
莫尔兹景观设计

58 Green Necklace Annandale
绿项链庄园

62 Padaro Lane
帕达罗小巷花园

68 Pamet Valley
帕玛谷花园

76 French Residence
法式住宅

86 Acreage – Middle Dural
中央金属别墅

92 Buena Vista
布宜诺景观平台

96 Flight Acres
福莱特庄园

102 Longueville Residence
朗格维尔住宅

106 Altamira Ranch
阿尔塔米拉庄园

110 Red Walls
红墙花园

114 Modern Transformation
现代变形花园

118 Outdoor Lounge
户外休息室

122 Mediterranean Estate
地中海别墅

128 Garden Oasis in the City
都市花园绿洲

132 Front Yard Retreat
前庭花园

136 Lekander Residence
勒堪德住宅

144 Minimalistic Garden in a Forest
森林极简花园

150 Landfall
着陆山庄

158 Glazer Residence
格兰泽住宅

164 Fand Residence
方德别墅

168 Terrace Belvedere
观景台

176 Designers Residence, James Street
詹姆斯街设计师住宅

182 Khun Jerri & Howard's Place
Khun Jerri & Howard庄园

196 Waterbrook at Greenwich
格林威治水溪小区

202 Lorne Killara
洛恩・基拉拉花园

206 Pothoofd Apartments
波多福德公寓

210 Brillia Oshima Komatsugawa Park
Brillia大岛小松川公园社区

216 Desarrollo Residencial Cumbres de Santa Fe
德撒瑞罗住宅区

220 Ferraria Park
弗拉米拉公园社区

224 Galíndez Slope and Pau Casals Plaza
戈林泽坡和保・卡尔萨斯广场

230 Zhuoxinlong Mountain High-end Residence
卓信龙岭高档居住区

236 The Paradiso, Xiamen
厦门金域蓝湾

242 The Paradiso, Shenyang
沈阳万科金域蓝湾

248 Beijing Times Mansion
北京时代尊府

252 Verakin Phase I New Town
同景国际新城一期

260 Zobon City Sculpture Garden
中邦城市雕塑花园

264 Parkview Eclat
景园辉庭

270 Index
索引

北密歇根住宅 Northern Michigan Residence

Location: Harbor Springs, USA **Designer:** Hoerr Schaudt Landscape Architects, Douglas Hoerr **Photographer:** Henry Joy IV **Completion date:** 2008 **Site area:** 10 acres

项目地点：美国，哈伯斯普林 设计师：霍尔·施德特景观设计事务所，道格拉斯·霍尔 摄影师：亨利·乔伊四世 完成时间：2008年 占地面积：10英亩（40,468平方米）

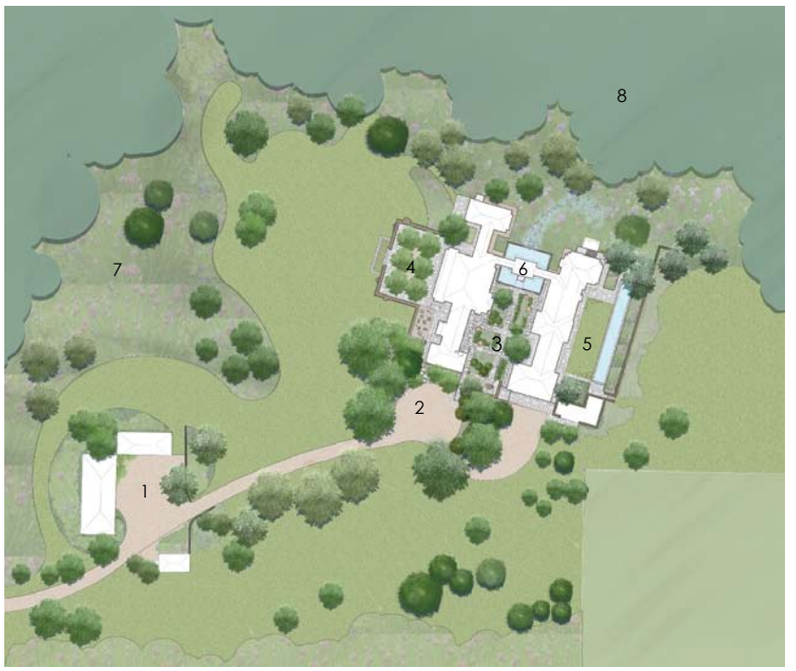

The client sought a landscape design that responded to their love of the native Michigan landscape and to their desire for a quiet, contemplative retreat. The landscape architect created a central courtyard by enclosing the opposite end with a stone wall and designed two additional outdoor rooms to the east and west of the house. In each of these areas, stone walls and levels define the edges of these programmed spaces and provide a transition from structure to expanse. Extensions of the architecture, these garden rooms are complementary to the home in form, scale and materials. As the landscape moves away from the house, it becomes increasingly less stylised, blending into the area's inherent characteristics in both form and native plant palette. There is a constant repartee between the natural and designed, between chaos and control.

客户希望住宅的景观设计能够反映他们对密歇根自然景观的热爱之情，营造出一个宁静祥和的世外桃源。景观设计师设计了一个中心庭院，另一端用石墙围住，住宅的东西两侧各添加了一个露天居室。石墙和台阶标志着这些区域的界限，它们也是从建筑到更广阔的空间的转折点。作为建筑的延伸，这些花园从形式、规模和材料上都采用了住宅设计的互补元素。随着景观设计与住宅渐行渐远，它的风格越来越不明显，渐渐地融入了周围的自然环境，和野生植物融为一体。在自然和设计之间，在混乱和控制之间，一直保持着灵巧的应对方式。

Award description:

Presidential Award, Illinois Chapter of the American Society of Landscape Architects, 2009

Each year the Illinois Chapter of the American Society of Landscape Architects (ILASLA) recognises outstanding projects completed by individuals or organisations located in the State of Illinois. These awards are given in an effort to raise standards of excellence, heighten public appreciation of quality landscape architecture, and expand public awareness of the profession and ASLA. Nominees must be individuals or organisations that have significantly enhanced the Illinois landscape or promoted the profession of landscape architecture in the State of Illinois.

奖项描述：

2009年美国景观设计师协会伊利诺伊分会总统奖

美国景观设计师协会伊利诺伊分会每年都会为伊利诺伊州的优秀景观项目颁发奖项。这些奖项旨在提升优秀项目的标准、提高公众对景观设计的鉴赏力以及提升美国景观设计师协会的公众认知度。获奖候选人必须是提升了伊利诺伊景观设计水准或是对该州的景观设计事业做出贡献的个人或组织。

1. Entry Drive & Barn Outbuildings
2. Drive Court
3. Central Courtyard
4. West Terrace
5. East Terrace/Court
6. Entrance Vestibule & Reflecting Pool
7. Native Meadow
8. Existing Wood

1. 入口车道和车库
2. 停车场
3. 中心庭院
4. 西露台
5. 东露台/庭院
6. 门廊和倒影池
7. 天然草场
8. 原有的树木

Right: succession planting around the lap pool
右图：泳池边的植被



Upper left: The pool's sunken lawn
Lower left: Inner courtyard
Upper right: Viewing terrace
Lower right: Waterscape

左上：泳池边的下沉草坪
左下：内院
右上：观景平台
右下：水景

Upper left: Plants
Lower left: The central courtyard
Upper right: Inner waterscape
Lower right: Maples

左上：植物
左下：中心庭院
右上：内院水景
右下：枫树

花园中的别墅 House in a Garden

Location: Dallas, USA **Designer:** Hocker Design Group **Photographer:** Gisela Borghi **Completion date:** 2008 **Site area:** 5 acres

项目地点：美国，达拉斯 设计师：哈克设计集团 摄影师：吉塞拉·伯尔格 完成时间：2008年 占地面积：5英亩（20,234平方米）

1. Pool House
2. House
3. Garage
4. Swimming Pool & Spa
5. Deck
6. Water Feature
7. Fire Pit
8. Lawn
9. Glass Slag Wall
10. Gate
11. Stone Path

1. 池边小屋
2. 住宅
3. 车库
4. 游泳池和spa
5. 平台
6. 水景
7. 火炉
8. 草地
9. 玻璃煤渣墙
10. 大门
11. 石子路

House in a garden functions as the centre for family and social gatherings, successfully accommodating varying sized crowds. This two-storey box was tucked discreetly towards the rear of the site, creating a series of transitional garden spaces. A great amount of thought and design was incorporated into every detail throughout the entire process. The client's affinity for the colour blue was incorporated into several of the dominating elements within the garden and the house. The central spine of the site is a privacy wall. This sculptural element is a stainless steel cage filled with blue recycled glass slag. This element is lit from within, and emits a smoldering glow at night. Seamless transition between the inside and out was extremely important. The interior concrete floor seamlessly extends out surrounding the swimming pool. The water hugs the glass tiled edge, and disappears below a stainless steel grate. A sunning deck extends out over the pool into the garden beyond.

花园中的别墅是家庭生活和社交活动的中心，可以满足不同规模人群的需求。两层楼的小别墅坐落在庭院的后部，前面是层层叠叠的花园景观。整个设计过程花费了很多心思，每个细节都精益求精。设计师将客户对于蓝色的热爱融入了花园和别墅的重要元素之中。设计的“脊柱”是一道围墙。围墙由装着蓝色回收玻璃渣的不锈钢罩组成。夜晚，当围墙从内部被点亮，它会散发出幽幽的蓝色光晕。室内外严丝合缝的过渡也十分重要。室内的混凝土板一直延伸到游泳池的四周。池水和池边的玻璃砖紧紧相拥，最终消失在一块不锈钢栅板之下。而泳池边的日光甲板则一直延伸到周边的花园之中。

Award description:
TXASLA 2010 Merit Award
Each year the Texas of the American Society of Landscape Architects (TXASLA) recognises outstanding projects completed by individuals or organizations located in the State of TX. These awards are given in an effort to raise standards of excellence, heighten public appreciation of quality landscape architecture, and expand public awareness of the profession and ASLA. Nominees must be individuals or organisations that have significantly enhanced the Texas landscape or promoted the profession of landscape architecture in the State of Texas.

奖项描述：
2010年美国景观设计师协会得克萨斯分会优秀奖
美国景观设计师协会得克萨斯分会每年都会为得克萨斯州的优秀景观项目颁发奖项。这些奖项旨在提升优秀项目的标准、提高公众对景观设计的鉴赏力以及提升美国景观设计师协会的公众认知度。获奖候选人必须是提升了得克萨斯景观设计水准或是对该州的景观设计事业做出贡献的个人或组织。

Right: View looking east
右图：南侧的景观

Upper left: Ipe wood bridge
Lower left: View looking north
Upper right: Flag stone entry path
Lower right: Lower stone terrace and fire pit area

左上：木板桥
左下：北侧的景观
右上：板石入口通道
右下：较低的石头台和火炉周围

卡斯乐别墅 Kessler Residence

Location: Dallas, USA **Designer:** Hocker Design Group **Photographer:** Gisela Borghi **Completion date:** 2009 **Site area:** 66 acres **Plants:** Turk's cap, Waterlily

项目地点：美国，达拉斯 设计师：哈克设计集团 摄影师：吉塞拉·伯尔格 完成时间：2009年 占地面积：66英亩（267,092平方米） 植物：土耳其百合，睡莲

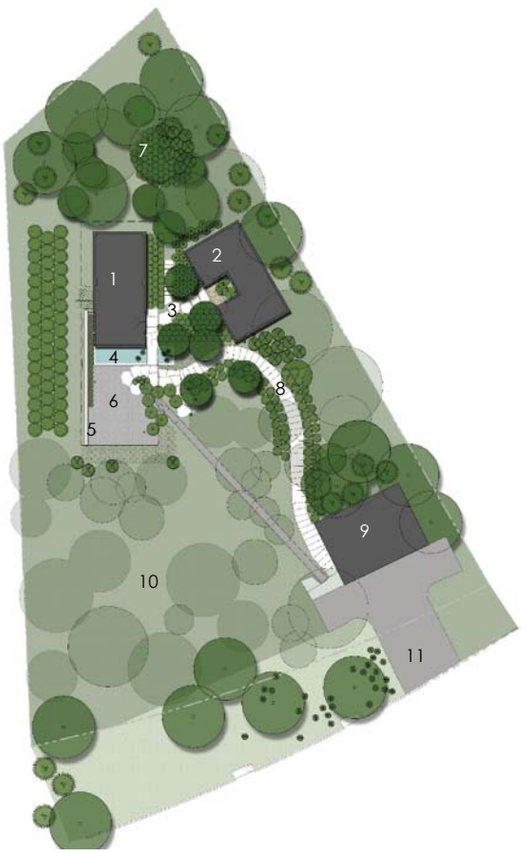

1. House
2. Guest House
3. Entry Terrace
4. Reflecting Pond & Water Feature
5. Stone "Gabion" Wall
6. Seating Terrace
7. Woodland
8. Entry Path
9. Garage
10. Woodland
11. Parking

1. 住宅
2. 客用住宅
3. 入口平台
4. 倒影池和水景
5. 铁笼围墙
6. 休息平台
7. 树林
8. 入口通道
9. 车库
10. 树林
11. 停车场

Steep topography between the street and the buildings created an opportunity for a garden to be incorporated into the entry sequence. Winding concrete steps begin the journey up the terrain to the main house. Winding up the hillside, mass plantings of native Turk's cap cascade on either side of the steps. At the top of the hill the main house sits. A custom-designed gabion wall retains earth from the adjacent property. A scupper extends from the wall and aerates a linear pond below. The pond is parallel to the house and abuts a floor to ceiling glass wall allowing the water feature to be seen from the outdoor lounge or from the inside of the house out. A stone bridge connects the visitor to the buildings that make up the residence. The bridge takes the visitor across the pond to the entry door. Stairs link to the back of the property creating a sloped woodland garden of native plants and trees.

街道和建筑之间陡峭的地形让花园成为了通往别墅的通道。蜿蜒向上的水泥台阶展开了一段通往主屋的旅程。从坡底开始，台阶的两侧种植着大量的土耳其百合，郁郁葱葱，而主屋就在台阶的尽头——坡顶。特制的铁笼围墙将别墅与隔壁的房子隔离开来。一个排水口从围墙上延伸出来，水流直达下方的线形池塘。池塘与别墅平行，紧邻通往玻璃幕墙的平台。从户外休息室或是房屋内部便可以直接看到水景。一座石桥将池塘和主屋连接了起来，游客可以通过石桥来到主屋的门前。屋后的台阶通往种满本地植物和树木的山坡花园。

Award description:
TXASLA 2010 Merit Award
Each year the Texas of the American Society of Landscape Architects (TXASLA) recognises outstanding projects completed by individuals or organizations located in the State of TX. These awards are given in an effort to raise standards of excellence, heighten public appreciation of quality landscape architecture, and expand public awareness of the profession and ASLA. Nominees must be individuals or organisations that have significantly enhanced the Texas landscape or promoted the profession of landscape architecture in the State of Texas.

奖项描述：
2010年美国景观设计师协会得克萨斯分会优秀奖
美国景观设计师协会得克萨斯分会每年都会为得克萨斯州的优秀景观项目颁发奖项。这些奖项旨在提升优秀项目的标准、提高公众对景观设计的鉴赏力以及提升美国景观设计师协会的公众认知度。获奖候选人必须是提升了得克萨斯景观设计水准或是对该州的景观设计事业做出贡献的个人或组织。

Right: View of entry procession across stone bridge and pond, and the courtyard area created below the house
右图：石桥、池塘和住宅下方的庭院



Left: Close-up of reflecting pool water feature and stone-filled gabion wall
Lower right: Close-up detail of the stone-filled steel gabion garden wall

左：倒影池的水景和石笼墙近景
右下：石笼墙的细节





Left: Bird's-eye view of entry procession across stone bridge and pond, the native planting thicket below
Upper right: View of entry procession across stone bridge and pond, and the native garden beyond
Lower right: Detail of the steps and plantings descending down the hill

左：石桥、池塘和灌木丛的鸟瞰图
右上：石桥、池塘和后面的自然花园
右下：台阶和从山上延伸下来的花圃的细节

米德伯里别墅 Midbury House

Location: Dallas, USA **Designer:** Hocker Design Group **Photographer:** JGisela Borghi **Completion date:** 2009 **Site area:** 25 acres

项目地点：美国，达拉斯 设计师：哈克设计集团 摄影师：吉塞拉·伯尔格 完成时间：2009年 占地面积：25英亩（101,171平方米）

1. House
2. Entry Courtyard
3. Water Feature
4. Garden Path
5. Raised Steel Planters
6. Entry Path
7. Parking
8. Lawn
9. Covered Terrace
10. Fire Pit

1. 住宅
2. 入口庭院
3. 水景
4. 花园小径
5. 钢铁花槽
6. 入口通道
7. 停车场
8. 草坪
9. 带顶露台
10. 火炉

The varying-height steel-walled raised planters and the stucco wall were designed to create house-centric garden views from the inside out, while still creating a sense of privacy. This courtyard garden is a visual delight from all vantage points. Horizontal concrete bands visually and physically lead the pedestrian from a small grass paver plinth at the street, to the front entrance of the house. The elevated steel planters rise up from a pristine verdant carpet of turf. The minimal treatment of the steel planters, creates a strong contrast to the actual native plantings displayed above. These plantings dominate the landscape with their seasonal blooming effect and their architectural qualities. As you enter the courtyard, a small fountain creates a soothing sound. A stucco wall intersects a steel planter creating an architectural extension of the house. A galvanised pipe extends out from the stucco wall spilling into the concrete trough below. This simple treatment of water creates a soothing sound audible in the courtyard.

高低错落的钢铁花槽和灰泥墙既让内外的人都可以看到这座以住宅为中心的花园，又营造出一种私密感。从各个角度看来，这个花园都能带给人惊喜。水泥小路将行人从街面上的一小片草地引入别墅的前门。钢铁花槽从自然青翠的草地上拔地而起，锈迹斑斑的花槽和上面种植的植物形成了鲜明的对比。这些植物出于景观设计的中心地位，它们绽放出艳丽的花朵，产生出如建筑一般的姿态。一走进庭院，便会听到从一个小小的喷泉传来的潺潺水声。一面穿插在花槽中的灰泥墙像是别墅建筑的延伸一样。灰泥墙上伸出一根锌管，流水顺着锌管流到下面的水泥水槽之中。正是这种简单的水景装置，在庭院中营造出了一种悦耳的声音。

Award description:
TXASLA 2010 Merit Award
Each year the Texas of the American Society of Landscape Architects (TXASLA) recognises outstanding projects completed by individuals or organizations located in the State of TX. These awards are given in an effort to raise standards of excellence, heighten public appreciation of quality landscape architecture, and expand public awareness of the profession and ASLA. Nominees must be individuals or organisations that have significantly enhanced the Texas landscape or promoted the profession of landscape architecture in the State of Texas.

奖项描述：
2010年美国景观设计师师协会得克萨斯分会优秀奖
美国景观设计师协会得克萨斯分会每年都会为得克萨斯州的优秀景观项目颁发奖项。这些奖项旨在提升优秀项目的标准、提高公众对景观设计的鉴赏力、以及提升美国景观设计师协会的公众认知度。获奖候选人必须是提升了得克萨斯景观设计水准或是对该州的景观设计事业做出贡献的个人或组织。

Right: View looking towards house – steel planters in the background create an entry courtyard; a grass pavers create a discrete parking area
右图：住宅远景—钢铁花槽勾勒出入口庭院；草坪是独立的停车场

Left: Planters are filled with monocultures of native plants
Right: Raised steel planters create planting "boxes" that define the courtyard space

左：每个花槽里都是单一品种的本地植物
右：垫高的钢铁花槽形成了植物"盒子"，勾勒出庭院的空间

Left: Detail of the fountain
Upper right: Bird's-eye view of entry court yard
Lower right: Close-up shot of the fountain scupper

左：喷泉的细节
右上：入口庭院鸟瞰图
右下：喷泉排水口近景

白岩湖滨别墅 White Rock Lake House

Location: Dallas, USA **Designer:** Hocker Design Group **Photographer:** Gisela Borghi **Completion date:** 2007 **Site area:** 5 acres **Plants:** Bamboo, Cactus, Buffalo grass, Yucca pallida

项目地点：美国，达拉斯 设计师：哈克设计集团 摄影师：吉塞拉·伯尔格 完成时间：2007年 占地面积：5英亩（20,234平方米） 植物：竹子、仙人掌、野牛草、紫丝兰

This landscape was the catalyst to create a positive dialogue between the house and the surrounding neighbourhood. The landscape compliments the park and lake beyond with its native and adaptive plantings. A screen porch in back provides a retreat within the contemplative setting of the garden. The fence enclosing the back is a modern redesign of the rural picket fence. The native and adapted plantings were utilised to create a low-water-use, low-maintenance garden. A low fieldstone wall creates a sense of separation and boundary from the street beyond. The area between the street and wall is a transitory zone of buffalo grass, dotted with yucca pallida colonies, complimenting the grasslands surrounding the lake. A break in the wall guides you to solid limestone block steps leading up to a grassy plinth. The pool is a serene oval trough, tucked into the landscaped terrace outside the screen porch. The pool is surrounded by large, oversized limestone slabs meticulously fitted.

这个景观设计起到了一种催化剂的作用，在别墅和其周边的环境之间建立了积极的对话，用形形色色的植物装点了公园和湖滨的风景。屋后的门廊在花园里开辟了一个幽静之处。花园栅栏设计是对田园风篱笆的改造。各色的植物种植营造了一个低灌溉、低维护的花园。低矮的卵石围墙将庭院和街道隔离开来，营造了一种独立感和界限感。围墙和街道之间的区域种满了野牛草和紫丝兰，点缀了湖畔的草地。墙上的开口将人引到石灰石台阶，来到别墅的草坪平台。清澈的椭圆形水池嵌在门廊外的景观阶梯上，周围环绕着形状巨大的石灰石板。

Award description:
TXASLA 2010 Merit Award
Each year the Texas of the American Society of Landscape Architects (TXASLA) recognises outstanding projects completed by individuals or organizations located in the State of TX. These awards are given in an effort to raise standards of excellence, heighten public appreciation of quality landscape architecture, and expand public awareness of the profession and ASLA. Nominees must be individuals or organisations that have significantly enhanced the Texas landscape or promoted the profession of landscape architecture in the State of Texas.

奖项描述：
2010年美国景观设计师协会得克萨斯分会优秀奖
美国景观设计师协会得克萨斯分会每年都会为得克萨斯州的优秀景观项目颁发奖项。这些奖项旨在提升优秀项目的标准、提高公众对景观设计的鉴赏力以及提升美国景观设计师协会的公众认知度。获奖候选人必须是提升了得克萨斯景观设计水准或是对该州的景观设计事业做出贡献的个人或组织。

1. House
2. Screen Porch
3. Swimming Pool & Terrace
4. Lawn
5. Pivot Gate
6. Lower Meadow
7. Upper Terrace
8. Entry Steps
9. Parking

1. 住宅
2. 屏风门廊
3. 游泳池和露台
4. 草地
5. 旋转门
6. 下层草场
7. 上层平台
8. 入口台阶
9. 停车场

Right: Pivot gate entry to the back garden and pool terrace
右图：后花园和水池平台的转门入口



Upper left: The pool is an elipse, tucked into the grade
Lower left: A single laminar jet shoots through the bamboo grove onto the pool, creating subtle ambient sound
Upper right: View of the pool terrace
Lower right: Entry stone steps – solid cut limestone slabs

左上：水池是垫高的椭圆形结构
左下：水流穿过竹林射入池里，发出动听的声音
右上：水池平台
右下：入口的台阶采用石灰石板

Upper left: Native plantings providing privacy along western edge of the garden
Lower left: View across the buffalo grass and yucca pallida towards the park beyond
Upper right: Detail shot of the sculptural fence emerging from the Native plantings
Lower right: Close-up of a cactus in bloom

左上：自然植物遮挡住了花园的西侧
左下：透过野牛草和丝兰看后面的公园
右上：雕刻栅栏的细节
右下：一棵开花的仙人掌

Left: View of plantings around the pool terrace
Upper right: View looking down on the limestone slab entry path
Lower right: Close-up detail of the Entry Stone steps

左：水池平台周围的花圃
右上：从上方看石灰石板路
右下：入口石阶的细节



小巷花园 Park Lane

Location: Dallas, USA **Designer:** Hocker Design Group **Photographer:** Gisela Borghi **Completion date:** 2008 **Site area:** 1 acre **Plants:** Louisiana iris, Lythrum, Southern wood fern, giant cone flower, pond cypress

项目地点：美国，达拉斯 设计师：哈克设计集团 摄影师：吉塞拉·伯尔格 完成时间：2008年 占地面积：1英亩（4,046平方米） 植物：路易安娜鸢尾、千屈草、 南部鳞毛蕨、巨型松果菊、池柏

This garden was designed around an active young family. With three young children, safety was a primary concern of the client. The challenge of aesthetically securing the pool was overcome by incorporating a rhythmic steel tube fence. The fence becomes a sculptural element within the garden. A large steel-framed sliding gate with glass panels secures the area without sacrificing the view. In front, the driveway becomes a rectilinear pattern of concrete pads that are separated by crushed granite joints. The ipe boardwalk traverses the lawn leading to the entrance. Limestone bands create transitional paths from one space to the next. The swale becomes a design opportunity to showcase native and adapted bog and wetland fringe plantings.

花园的设计围绕着一个活跃而年轻的家庭展开。因为家中有三个小孩，所以对于安全的考虑尤为重要。设计师在泳池边采用了颇具节奏感的钢管栅栏，既解决了安全问题，又美观大方。栅栏成为了花园里的重要雕刻元素之一。钢框玻璃拉门既保护了泳池的安全，又不会破坏周围的风景。屋前的小路由平行的水泥板铺成，中间散落着花岗岩碎石。横穿草坪的木板路直通大门。石灰石小路则带领人从一个地方移动到另一个地方。沼泽池的周围种植着形形色色的沼泽植物。

Award description:
TXASLA 2010 Merit Award
Each year the Texas of the American Society of Landscape Architects (TXASLA) recognises outstanding projects completed by individuals or organizations located in the State of TX. These awards are given in an effort to raise standards of excellence, heighten public appreciation of quality landscape architecture, and expand public awareness of the profession and ASLA. Nominees must be individuals or organisations that have significantly enhanced the Texas landscape or promoted the profession of landscape architecture in the State of Texas.

奖项描述：
2010年美国景观设计师协会得克萨斯分会优秀奖
美国景观设计师协会得克萨斯分会每年都会为得克萨斯州的优秀景观项目颁发奖项。这些奖项旨在提升优秀项目的标准、提高公众对景观设计的鉴赏力、以及提升美国景观设计师协会的公众认知度。获奖候选人必须是提升了得克萨斯景观设计水准或是对该州的景观设计事业做出贡献的个人或组织。

1. House
2. Courtyard
3. Swimming Pool & Water Feature
4. Steel Fence & Gate
5. Lawn
6. Entry Board Walk
7. Parking
8. Steel Entry Gate

1. 住宅
2. 庭院
3. 游泳池和水景
4. 铁栏杆和大门
5. 草坪
6. 入口木板道
7. 停车场
8. 钢铁大门

Right: Pathway
右图：小路

Left: Swimming pool
Upper right: The wall fountain
Lower right: The detail of the fountain

左：游泳池
右上：壁上喷泉
右下：喷泉的细节





Left: Interior view of courtyard
Lower right: The detail of fence

左：庭院内部
右下：栅栏的细节

墨尔本国际鲜花花园展参展花园

Melbourne International Flower & Garden Show Display Garden

Location: Melbourne, Australia **Designer:** Dean Herald – Rolling Stone Landscapes **Photographer:** Danny Kildare **Completion date:** 2007 **Site area:** 4 acres

项目地点：澳大利亚，墨尔本 设计师：迪恩·哈罗德—滚石景观设计事务所 摄影师：丹尼·基尔代尔 完成时间：2007年 占地面积：4英亩（16,187平方米）

1. Paving
2. Outdoor Shower
3. Stools
4. Timber Deck
5. Timber Ramp
6. Pond
7. Timber Bridge
8. Stainless Steel Stools
9. Pool

1. 石板路
2. 户外淋浴
3. 高脚凳
4. 木板平台
5. 木板坡道
6. 池塘
7. 木桥
8. 不锈钢高脚凳
9. 游泳池

Text – please change the first sentence to read the following - A fully tiled pool acts as the centre piece of the garden with which all other spaces interact. The pool includes a swim-up wet bar where you can sit and enjoy a cool drink within the pool on the stainless stools along with a custom-made bar including fridge, sink and storage. The lounge has been designed for outdoor use which provides a great space to relax and reflect on others enjoying the many elements of the garden. A stainless sphere sculpture is positioned in the higher pool pond as a focal point linking the other stainless items installed within the garden. The planting theme used provides contrasting textures, colour and movement. With the increased pressures of drought tolerant planting, the designer has taken a balanced approach to this issue with a larger percentage of the plant material being of a low water requirement and also showing that with good design you have the ability to catch, store and re-use water.

一个经过完全铺装的泳池是花园的中心，花园的各个部分联系十分紧密。泳池边有一个小酒吧，人们可以坐在泳池里的不锈钢圆凳上享受清凉的饮品。特别定制的吧台上冰箱、水槽和橱柜一应俱全。户外休息室的空间异常开阔，适合放松或是欣赏花园里的风景。更高一些的水池里摆放着一个圆形不锈钢雕塑。作为一个焦点，它将花园里的不锈钢制品联系在一起。花园里植物的种植在结构、色彩和动态上都形成了鲜明对比。由于耐旱种植的压力日益增大，设计师兼顾了这一问题，大量采用了低需水量的植物作为装饰。这显示了一个好的设计既要收集、存储水资源，又要能够实现水资源的再利用。

Award description:
Gold Award – The Royal Horticultural Society of Victoria Inc.
WA Comeadow Gold Award
The Melbourne International Flower & Garden show, held annually, is ranked in the top five flower shows in the world. Entering its 16th year the show is now regarded as the largest and most successful horticultural event in the southern hemisphere. It features the best landscape and floral talent that Australia has to offer. The Royal Horticultural Society of Victoria Inc. is a not-for-profit organisation that promotes amateur gardening, horticultural and related activities throughout the State of Victoria.

奖项描述：
英国皇家园艺协会维多利亚分会金奖
WA Comeadow金奖
墨尔本国际鲜花花园展每年举行一次，是世界上五大鲜花展之一。经过16年的展览，它现在是南半球最大、最成功的园艺活动。英国皇家园艺协会维多利亚分会是一个非盈利组织，旨在推广维多利亚州业余园艺爱好者的各项相关活动。

Right: Lounge area located on the lower level
右图：休息区设在下层区域



Upper left: Clean lines give structure and a modern, fresh look
Lower left: Architectural plants have been combined with softer grasses
Upper right: Night view
Lower right: The outdoor lounge

左上：简洁的线条让结构看起来现代而清新
左下：景观植物和柔软的草类融合在一起
右上：夜景
右下：户外休息区



海拉尔悉尼家居展参展花园

HIA Sydney Home Show Display Garden

Location: Sydney, Australia **Designer:** Dean Herald – Rolling Stone Landscapes
Photographer: Danny Kildare **Completion date:** 2009 **Site area:** 0.02 acres

项目地点：澳大利亚，悉尼 设计师：迪恩·哈罗德—滚石景观设计事务所 摄影师：丹尼·基尔代尔 完成时间：2009年 占地面积：0.02英亩（81平方米）

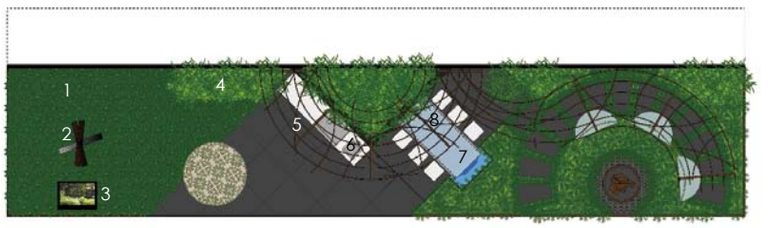

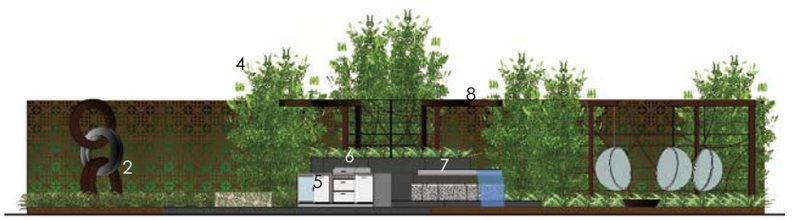

The design included several functional and entertaining spaces such as outdoor kitchen, dining area and lounge area. The kitchen was fully equipped featuring a barbeque, sink, fridge and cupboard space. The dining area incorporated the designer's innovative glass water feature table which fits both a functional and aesthetic brief. It forms a great talking piece as both a table and a water feature. The informal lounge area contained funky hanging "pod" seating. Their circular design was mirrored in the fire pit and surrounding pebbles, continuing through the planting and paving layout. The fire pit forms the centrepiece of the lounge area and creates a warm feel. Strong lines and shapes within the design draw the eye one way and then cleverly direct it another giving an overall sense that the display flows from one area to another. This gives a combined sense of unity, creating a cohesive vision of an outdoor space.

设计包含若干个功能娱乐区，包括户外厨房、就餐区和休息区。厨房中的设施极为齐全，烤肉架、水槽、冰箱、橱柜一应俱全。就餐区采用了设计师具有创意的玻璃水景桌，兼具美感和功能性。作为餐桌和水上景观，它提供了一个极佳的会谈场所。休息区吊着时髦的豆荚形吊椅，吊椅的圆形设计在火炉、鹅卵石以及周围的植物和小路上都有所体现。火炉是休息区的中心，给人以温暖的感觉。设计中强烈的线条和造型既吸引了人的眼球，又巧妙地将各个区域流畅地连接起来，形成一种整体效果，整个户外空间统一而和谐。

Award description:
The best display of HIA Sydney Home Show 2009
HIA Sydney Home Show is a favourite event for the home and interiors. This Australia's No.1 home show is held at the Darling Harbour Exhibition Centre. Run annually since 1982, it has the biggest range of the latest building and renovation products as well as the best in kitchens, bathrooms, furnishings, green solutions and more.

奖项描述：
2009海拉尔悉尼家居展最佳展示
海拉尔悉尼家居展是备受欢迎的家居和室内装饰展览。这个澳大利亚最好的家居展在达令港湾会展中心举行。从1982年开始，它每年举办一次，大规模地展示最新的建筑装修产品以及最佳的厨房、浴室、装修设计和园艺作品等。

1. Selected Plants
2. Selected Sculpture
3. LCD Television
4. Bamboo
5. Kitchen
6. Planter Box
7. Glass Water Feature Table
8. Steel Roof Over

1. 精选的植物
2. 精选的雕塑
3. LCD电视
4. 竹子
5. 厨房
6. 花槽
7. 玻璃水景桌
8. 钢板屋顶

Right: Circular lines are seen in many elements of the garden including seating, planting and paving
右图：圆形元素在花园里随处可见，如座椅、花圃和地面



Left: The glass water feature table
Upper right: The display garden features a kitchen,dining and lounge areas
Lower right: Rusty steel screens provide delicate detail

左：水景桌
右上：参展花园包括厨房、餐厅和休息区
右下：锈化的铁屏风有精致的细节

海滨别墅 Beach House

Location: Amagansett, USA **Designer:** David Kamp **Photographer:** Dirtworks Landscape Architecture **Completion date:** 2007 **Site area:** 0.25 acres

项目地点：美国，阿默干西特 设计师：大卫·康普 摄影师：Dirtworks景观设计事务所 完成时间：2007年 占地面积：0.25英亩（1,012平方米）

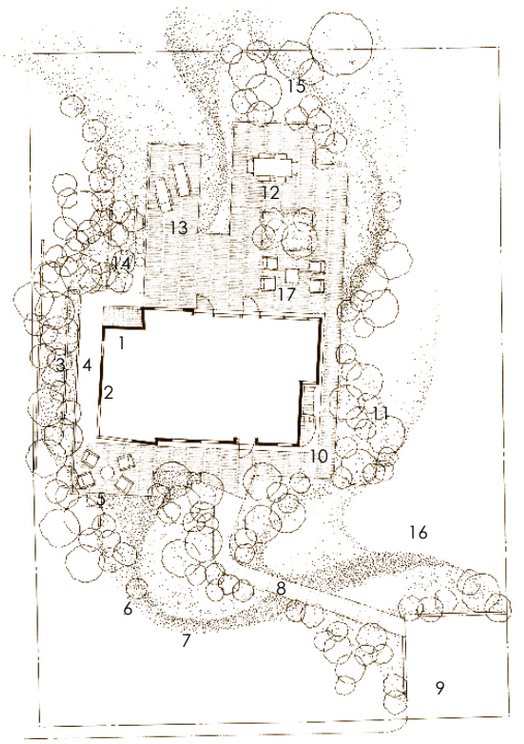

1. Outdoor Shower
2. Storage
3. Native Evergreen Screen
4. Stone Plinth around House
5. Morning Sitting Terrace
6. Native Trees & Shrubs
7. Dune Grasses
8. Stairway in The Dunes
9. Arrival/Parking
10. Foot Bath
11. Native Trees & shrubs
12. Dining Terrace
13. Viewing Terrace
14. Terraced Walls
15. Native Trees & Shrubs
16. Undisturbed Dune
17. Sitting Area

1. 户外淋浴
2. 仓库
3. 天然常青树屏障
4. 环绕住宅的基座
5. 晨间休息平台
6. 本地树木和灌木
7. 沙丘草
8. 沙丘中的楼梯
9. 入口/停车场
10. 足浴池
11. 本地树木和灌木
12. 就餐平台
13. 观景平台
14. 围墙
15. 本地树木和灌木
16. 平静的沙丘
17. 休息区

This beach house landscape creates a feeling of symbiosis that brings us physically and emotionally closer to the beautiful, fragile and ever-changing ecosystem of the dunes. The design serves to remind people of a fundamental consideration – we are partners with nature. In establishing outdoor living spaces around the beach house, the designer created a series of cedar pallets resting on sleepers and set directly into the sand. These pallets were arranged to hug the house on all sides and extend like fingers onto the dune facing the ocean. By planting native materials between these fingers, each extension becomes an oasis, at once different from and completely integrated into this dune landscape. Using native plants strategically helped the designer frame views to open spaces and screen the garden from neighbours.

海滨别墅的景观设计营造出一种共生感，在现实和感觉上都让人更加贴近美丽、脆弱而又变化万千的沙丘景观生态系统。设计引起了人们最基本的反思——我们是自然的朋友。在户外空间的设计中，设计师采用了一系列的雪松踏板，踏板只通过枕木直接铺设在沙子上。这些踏板从四周环绕着整个别墅，像是伸展到朝向大海的沙丘上的手指。踏板的空隙上种植着本地的植物，形成了一个个小小的绿洲，既和沙丘景观相区别，又完全融入其中。这些本地植物帮助设计师为开阔的空间设立了框架，也将花园与周边区域分隔开来。

Award description:
2008 American Society of Landscape Architects, Honour Award in Residential Design
Each year, the ASLA Professional Awards honour the best in landscape architecture from around the globe. The prestige of the ASLA awards programme relies in large part on the high-caliber jury members who are convened each year to review submissions.

奖项描述：
2008美国景观建筑师协会住宅设计荣誉奖
每年美国景观建筑师协会都会评选出全球最佳的景观设计作品。美国景观建筑师协会奖的盛名很大部分要归功于他们每年前来审查作品的高水平评委。

Right: Judicious planting of evergreens ensures privacy from neighbours and the road below
右图：常青植物的种植让住宅与周边的邻居和道路隔绝开来



Left: A swath of native plants are captured within the boundaries of two outdoor "rooms"
Upper right: The natural and the manmade are mediated by careful planting
Lower right: The layout of pallets strings a series of large deck spaces together while appearing to cut into the untamed landscape

左：两个户外"房间"之间种植着本地的植物
右上：精心设计的花圃将自然和人造景观结合起来
右下：栈板将一系列巨大的平台空间连接起来，好像融入了自然景观之中



Left: The entry stairs connect to cedar pallets that surround the house
Upper right: Relief from the quarter-acre zoning is enjoyed in this view of a protected bog
Lower right: Bare washed feet are comfortable on the rounded cedar strips of these custom-fabricated pallets

左：入口的台阶连接着环绕住宅的雪松栈板
右上：从住宅可以看到一片受保护的沼泽地
右下：可以光脚走在这些特别定制的雪松栈板上

莫尔兹景观设计 Moltz Landscape

Location: Tucson, USA **Designer:** Ibarra Rosano Design Architects **Photographer:** Bill Timmerman **Completion date:** 2009 **Site area:** 1,300 square feet **Plants:** Desert trees, Cactus, Succulents

项目地点：美国，图森 设计师：伊巴拉·罗萨诺设计事务所 摄影师：比尔·蒂默曼 完成时间：2009年 占地面积：1,300平方英尺（120平方米） 植物：沙漠树木、仙人掌、多浆植物

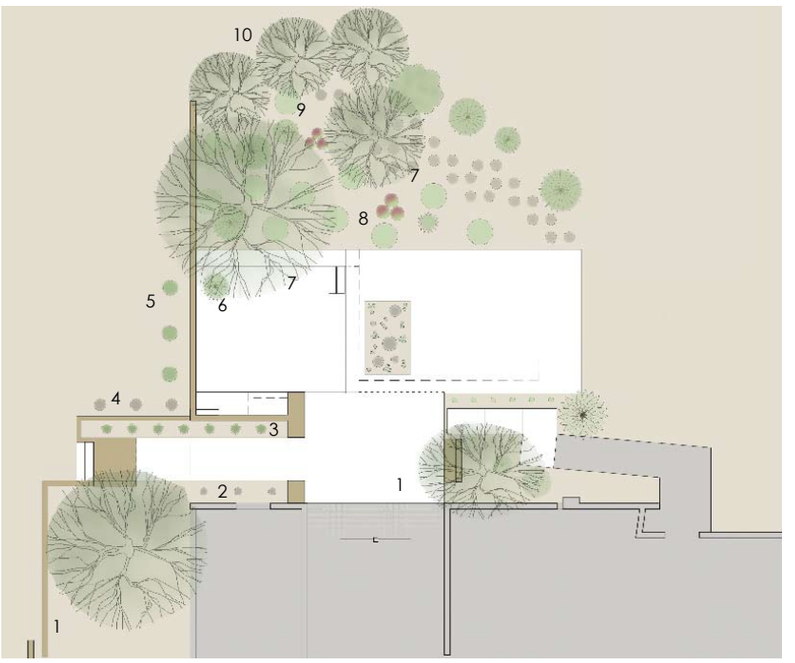

A double-cantilevered, site-cast concrete wall is the visitor's first experience. The path begins beneath this gateless gate, which invites guests through a new masonry patio wall. This concrete block patio wall is like a stratified formation that plays horizontally against the sloping earth. Once through this understated wall, the design unfolds to reveal a framework of hovering horizontal planes rendered in coloured concrete. The stacked concrete slabs create planters, benches and outdoor space, which cantilever quietly above the desert floor. The owners' experience is that of sailing on a stationary lawn chair, cool drink in hand, into the desert's horizon. The material palette is restrained: cast concrete, concrete block, glass tile and native plants.

来到别墅，首先映入眼帘的就是一个翻折过来的预制混凝土墙。来客可以沿着下面的小径穿过一面石材天井墙。这面混凝土天井墙的层次和地面的倾斜方向恰好相反。穿过这面朴素的墙壁，就可以看到一块悬着的平台结构，平台周围环绕着彩色的围墙。层层叠叠的混凝土板划分出花槽、长椅和其他户外空间，这些空间都悬在沙漠的地面上。别墅的主人可以坐在草坪的长椅上，一边喝着清凉的饮品，一边欣赏沙漠的风景。设计采取了简单的材料：预制混凝土板、混凝土砌块、玻璃砖和本地生植物。

Award description:
2009 CUSTOM HOME Design Awards – Merit Award for Outdoor Spaces
Houses designed for a specific client and site may be submitted by builders, architects, remodelers, and other industry professionals to the annual CUSTOM HOME Design Awards. Categories include Custom Home (grouped by square footage), Custom Kitchen, Custom Bath, Renovation, Accessory Building, Custom Detail, Outdoor Spaces, etc.

奖项描述：
2009定制家居设计奖——室外空间荣誉奖
定制家居设计奖面向是施工方、建筑师、装潢设计师和其他专业人士开放，征集优秀的家居设计作品。奖项种类分为定制家居（按建筑面积划分）、定制厨房、定制浴室、翻修、附属建筑、定制细节、室外空间等。

1. Parkinsonia Microphylla
2. Opuntia Subulata
3. Echinocactus Grusoni
4. Dasylirion Wheeleri
5. Pachycereus Shotti Monstrose
6. Yucca Glorioso
7. Rhus lancea
8. Opuntia Violacea
9. Dioon Edule
10. Chilopsis Linearis

1. 小叶丁香
2. 将军仙人掌
3. 狂刺金琥
4. 沙漠匙子
5. 柱形仙人掌
6. 格洛里厄斯丝兰
7. 火炬树
8. 紫仙人掌
9. 双子凤尾蕉
10. 沙漠蔵

Right: The owners use the outdoor space almost year-round, taking advantage of Southern Arizona's climate and surrounding desert and distant mountain views
右图：由于南亚利桑那气候适宜，沙漠和山脉的风景优美，业主几乎全年都会使用户外空间



Left: A double-cantilevered, site-cast concrete wall marks the entrance to the residence
Upper right: The creation of exterior living spaces effectively increase the house's living area
Lower right: The cooking and dining space is tucked behind the courtyard wall, hidden from the entry experience

左：双悬臂结构的混凝土墙标志着住宅的入口
右上：户外空间增加了住宅起居空间的面积
右下：厨房和餐饮区设在院墙的后方，从入口并不能看到

绿项链庄园 Green Necklace Annandale

Location: Sydney, Australia **Designer:** Vladimir Sitta/Terragram Pty Ltd **Photographer:** Anthony Charlesworth, Vladimir Sitta **Completion date:** 2008 **Site area:** 400 square metres **Plants:** Baby tears, Bamboo,Kidney weed, Lady Palm, Walking iris

项目地点：澳大利亚，悉尼 设计师：弗拉基米尔·西达/Terragram设计公司 摄影师：安东尼·查尔斯沃斯、弗拉基米尔·西达 完成时间：2008年 占地面积：400 平方米 植物：西嘉草、竹子、腰草、棕竹、鸢尾

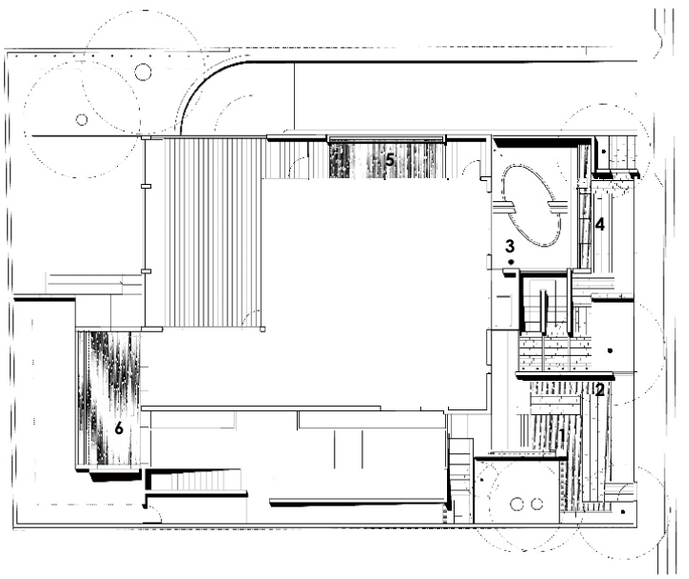

The Annandale property consists of a modern building of two apartments (designed by architects Allen Jack + Cottier), integrated with a number of surrounding fragmented spaces. Rather than allowing for a large backyard space, the exterior of the building appears as a network of narrow passages and stairways interjected with various garden rooms. These fragmented spaces form what is essentially a "necklace of garden rooms". A water courtyard forms one of these garden rooms, with a stone path cutting through a partially flooded area. The smooth, clean edges and surfaces of the stone hardscape are softened by the fluidity of water and surrounding planting. A stone wall with slits of Helxine soleirolii "baby tears" planting erupting from the surface forms a backdrop to this water courtyard. The second of the two courtyards, is characterised by a vibrant golden-yellow ellipse only interrupted momentarily by the presence of two stone elements. This was originally a sculptural element, called "Disconnected". The ellipse encircles a living carpet of kidney weed groundcover, with further surrounding planting, including a "transparent screen" of bamboo planting along the courtyard edge. The swimming pool areas of the property also form distinct garden rooms, with mass plantings of ornamental grasses and dense screens of lilly pilly alongside the water.

庄园由一幢双户现代住宅（由Allen Jack + Cottier建筑事务所设计）和周边的空间组成。庄园并没有一个大型庭院，而是被分割成若干个各不相同的花园景观房。这些零碎的空间形成了一条“花园项链”。其中的一个花园是水庭。光滑、简洁的石阶半没入流水之中，与周边的植物形成了优雅而柔和的效果。石墙的缝隙中生长着西嘉草，进一步点缀了整个水庭。另一个庭院以一个充满生气的金黄色椭圆花坛为中心，花坛两侧各有一个石元素造型，形成了一个名为“分离”的雕刻元素。花坛中种植着茂盛的腰芸草，周边有竹子形成的“通透屏风”。游泳池也形成了一种独立的花园空间，沿着水池边缘生长着各式各样的观赏草。

1. Water Courtyard
2. Planted Wall
3. Courtyard with Golden Ellipse
4. Cascading Water Element
5. Swimming Pool
6. Swimming Pool

1. 水景庭院
2. 花墙
3. 金色椭圆的庭院
4. 瀑布景观
5. 游泳池
6. 游泳池

Right: View over golden ellipse garden
右图：俯瞰金色的椭圆形花园



Upper left: Water courtyard
Lower left: Water element along golden ellipse garden
Upper right: Baby tears

左上：水景庭院
左下：金色的椭圆形花园旁的水景
右上：西嘉草



帕达罗小巷花园 Padaro Lane

Location: Carpinteria, USA **Designer:** Keith LeBlanc Landscape Architecture **Photographer:** Jim Bartsch, Keith LeBlanc **Completion date:** 2008 **Site area:** 1.7 acres **Plants:** Palm, Flax, Papyrus

项目地点：美国，卡平特提里亚 设计师：基思·勒布兰克景观设计事务所 摄影师：吉姆·巴奇、基思·勒布兰克 完成时间：2008年 占地面积：1.7英亩（6,879平方米） 植物：棕榈树、亚麻、纸莎草

Redwood, stone, and glass a palette established by the architecture, was introduced into the landscape in variety of unexpected ways. At the pool, these materials were layered to create a striking counterpoint to the house. The materials of the architecture were further incorporated into the garden through the careful insertion of salvaged redwood and translucent glass panels throughout the site. These panels bridge landscape and architecture by defining outdoor spaces, providing privacy, channeling views and creating simple planes. The modernist aesthetic informs the specifics of the planting design. Palms, flax and papyrus planted beside the redwood and glass panels were selected for their ability to create crisp, bold shadow patterns.

红杉木、石头、玻璃，这些别墅建筑中运用的材料也同样以不可思议的方式使用在了景观设计之中。在泳池设计中，这些层层叠叠的材料和别墅形成了鲜明的对应效果。花园中也同样融入了这些建筑材料：红杉木和半透明玻璃板遍布整个花园。这些面板在景观设计和建筑之间架起了一座桥梁，诠释了户外空间、保护了隐私、连通了风景、并且营造出简单的平面。现代美学体现在园艺设计的细节里。种植在红杉木和玻璃板周围的棕榈树、亚麻和纸莎草形成了一种明快、大胆的光影效果。

Award description:
2010 American Society of Landscape Architects (ASLA) Honour Award
American Society of Landscape Architects Honour Award recognises exemplary site-specific works of landscape architecture for residential use. The jury considers the quality of design and execution, context, environmental sensitivity and sustainability, and design value to the client and to other designers.

奖项描述：
2010年美国景观设计师协会荣誉奖
美国景观设计师协会荣誉奖旨在奖励可作为设计典范的住宅景观设计作品。评委会根据设计的质量、执行力、内容、环境敏感度和可持续特征以及对于客户和其他设计师的设计价值来评选获奖作品。

1. Shed
2. Reinforced Lawn Driveway
3. Play Lawn
4. Glass and Red Wood Panels
5. Parking Court
6. Viewing Garden
7. Studio
8. Guest House
9. Pool and Spa
10. Central Courtyard
11. Outdoor Shower
12. Main House
13. East Driveway Stairs
14. East Driveway
15. Roof Garden Terrace
16. Oceanside Terrace

1. 棚屋
2. 加固草坪车道
3. 游戏草坪
4. 玻璃和红木板
5. 停车场
6. 观景花园
7. 书房
8. 客用住宅
9. 游泳池和Spa
10. 中心庭院
11. 户外淋浴
12. 主住宅
13. 东侧车道楼梯
14. 东侧车道
15. 屋顶花园平台
16. 海滨平台

Right: Existing vegetation provides a linear buffer between the designed landscape and beachfront
右图：原有的植物在设计的景观和海滨之间形成了一个缓冲带

Upper left: A reinforced grass driveway seemlessly blends into the lawn allowing access from the entry gate
Lower left: The salvaged redwood and glass landscape panels interact with a massing of flax "Dark Delight" to define one corner of the parking court
Upper right: Meandering pathway through a now lush central courtyard
Lower right: This garden provides a contemplative private addtion to the studio

左上：入口的车道和草坪巧妙地融合在一起
左下：回收的红木和玻璃景观面板与茂盛的亚麻相结合，装点了停车场的一角
右上：曲折的小路穿过中心庭院
右下：花园为书房提供了一个私密的空间



Left: The reinforced lawn driveway provides a connection from the street to the parking court
Upper right: The wood deck and monolithic coping introduce the language of architectural materials to the pool area
Lower right: Looking back towards the entry gate, the reinforced lawn driveway blends into the large landscape

左：草坪车道连接了街道和停车场
右上：泳池所使用的材料与木板平台和屋顶相同
右下：从入口看去，草坪车道融入了住宅景观之中

帕玛谷花园 Pamet Valley

Location: Truro, USA **Designer:** Keith LeBlanc Landscape Architecture **Photographer:** Keith LeBlanc **Completion date:** 2009 **Site area:** 1.2 acres **Plants:** Beach rose, Sweet fern

项目地点：美国，特鲁罗 设计师：基思·勒布兰克景观设计事务所 摄影师：基思·勒布兰克 完成时间：2009年 占地面积：1.2英亩（4,856平方米） 植物：海滩玫瑰、香蕨木

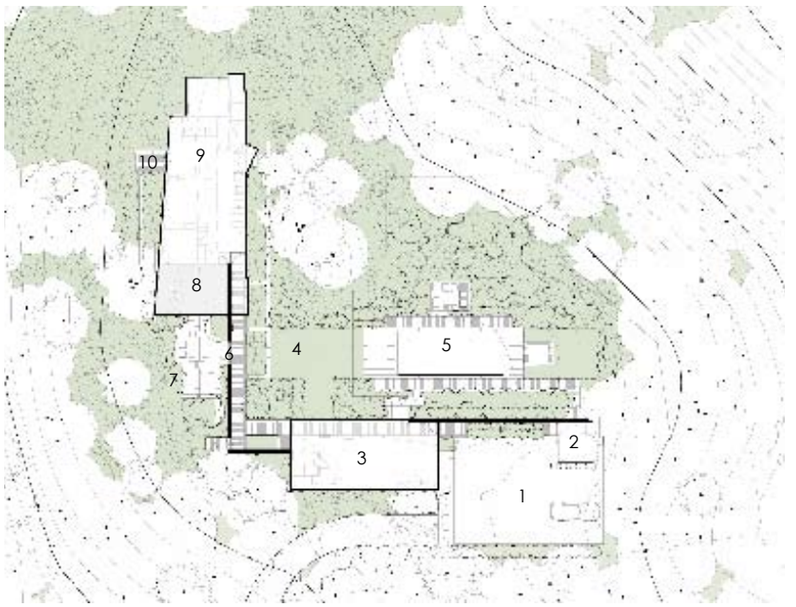

The narrow passage opens into the entry garden, an area defined in equal parts by its relationship with the architecture and a stand of existing vegetation. Continuing to parallel the building, the elevated boardwalk draws the material language of the weathered wood architecture to the ground plane. Opposite them stands a lush perennial garden and shrub border. The strong bands of planting extend away from the main house to provide one edge of the pool area. Opposite this planting, the shingled garden wall provides an equally-defined architectural counterpart while shielding the view to the arrival court. In contrast to the openness of the pool area, the shade terrace on the other side of this aperture provides a welcome respite from the heat of the summer sun. Bands of bluestone and river stone extend under the forest canopy, defining a small seating area. Additional seating is provided by the south porch, which opens dramatically from beneath the main house, providing a space that is at once landscape and architecture.

狭窄的通道直通入口花园。花园和别墅建筑紧密相连，里面种植着大量植物。架高的木板路和建筑采用了相同的材料。木板路的对面是茂密的多年生植物花园和灌木丛。这些郁郁葱葱的植物一直蔓延到主屋的游泳池。另一侧是一面木瓦墙，它像别墅的附属结构一样，遮蔽着里面的庭院。和泳池区域的开阔恰好相反，乘凉平台上方的缝隙让渗透进来的点点阳光极其柔和而自然。“森林穹顶”下方铺着大量的青石和卵石，形成了一个小小的休憩场地。南侧的门廊下也有一些休息区。门廊有一种张扬的姿态，既像是建筑的一部分，又形成了独特的景观效果。

Award description:
2010 American Society of Landscape Architects (ASLA) Honour Award
American Society of Landscape Architects Honour Award recognises exemplary site-specific works of landscape architecture for residential use. The jury considers the quality of design and execution, context, environmental sensitivity and sustainability, and design value to the client and to other designers.

奖项描述：
2010年美国景观设计师协会荣誉奖
美国景观设计师协会荣誉奖旨在奖励可作为设计典范的住宅景观设计作品。评委会根据设计的质量、执行力、内容、环境敏感度和可持续特征以及对于客户和其他设计师的设计价值来评选获奖作品。

1 Gravel Arrival Court
2 Garden Shed
3 Guest House
4 Entry Garden
5 Pool Area
6 Garden Wall Aperture
7 Shade Terrace
8 South Porch
9 Main House
10 North Meadow Viewing Deck

1. 碎石庭院
2. 花棚
3. 客用住宅
4. 入口花园
5. 游泳池
6. 花园围墙
7. 阴凉平台
8. 南侧门廊
9. 主住宅
10. 北侧草场观景平台

Right: Bands of bluestone and river stone define the ground plane of the Shade Garden
右图：遮阳花园的地面上铺着青石和卵石

Left: An elevated boardwalk passes through the narrow space between the Guest House and garden wall providing access to the Entry Garden
Upper right: The canopy of the adjacent woodland extends over the Shade Garden
Lower right: Garden provides a comfortable seating area on a warm summer day

左：垫高的木板路穿过客用住宅和花园围墙之间的狭小空间，直通入口花园
右上：旁边树林的树枝一直延伸到遮阳花园的顶上
右下：温暖的夏季，花园提供了一个舒适的休息区域

Left: The entry to the Main House
Upper right: The pool is set against a mass of shrubs and perennials
Lower right: A climbing rose trails above the aperture in the garden wall

左：通往主住宅的入口
右上：泳池正对着一片灌木
右下：花园围墙开口上攀爬的玫瑰藤



Left: Bands of hardscape and planting extend the view towards the aperture in the garden wall
Upper right: The South Porch frames a view of the the Shade Garden
Lower right: The pool and deck insert themselves into the landscape

左：硬景观和园艺拓展了花园围墙一侧的风景
右上：透过南侧的门廊可以看到遮阳花园的景色
右下：泳池和平台融入了景观之中

法式住宅 French Residence

Location: Syracuse, USA **Designer:** Mariane Wheatley-Miller **Photographer:** Charles Wright **Completion date:** 2009 **Site area:** 71,689 m2 + 4 acres of woodlands

项目地点：美国，锡拉库扎 设计师：玛丽安·惠特利·米勒 摄影师：查尔斯·怀特 完成时间：2009年 占地面积：71,689平方米+树林：4英亩（16,187平方米）



The concept of this project was to create a landscape for entertaining and enjoyment for the family and their two teenage children and friends. The design converted a steeply graded slope in the woods into terraces to allow for level outdoor entertainment facilities ensuring a gracious garden environment conducive to enjoyment and play. Perched high on a hill, the site had magnificent views across the city and to wonderful sunsets. The designs needed large retaining walls to create two level terraces. The top terrace comprises a "free form" swimming pool with a vanishing edge that hovers in the landscape. The vanishing edge drops 9 feet to create a "water wall" falling over natural stone and into a small pool on the lower lawn terrace. The top terrace is surrounded by gardens that surround the pool and a large stone fireplace that acts as the centre of this outdoor living room. The lower terrace comprises a grass lawn and steps to a woodland walk. This area is for sports and play as well as setting up a tent for outdoor functions.

项目的设计理念是为一户带有两个十几岁小孩的家庭营造一个休闲娱乐的景观环境。景观设计将一个长满树木的陡峭斜坡改造成了若干个阶梯式平台，并提供了不同的户外娱乐设施。这个雅致的花园十分适合休闲娱乐。住宅坐落在山上，可以欣赏到壮观的城市风景和美妙的落日。设计采用了大型围墙来划分两个平台空间。上方的平台有一个自由造型的游泳池。池水从近3米的边缘垂直而下，在天然石材上形成了一面"水墙"，并一直流到下方平台的小水池里。上方的平台周边点缀着很多小花园，这些花园围绕着游泳池和一个巨大的石质壁炉展开。壁炉是整个户外活动空间的中心。下方的平台是一片草地，有台阶通往林间小路。人们可以在这里运动嬉戏，也可以设置一个帐篷来野营。

1. Wall
2. Lockable Gate
3. Stone Steps
4. Pool Coping
5. House
6. Deck above
7. Garage

1. 围墙
2. 带锁的大门
3. 石阶
4. 游泳池
5. 住宅
6. 上层平台
7. 车库

Right: View from the woodlands across the lower lawn terrace

右图：从树林看低层的平台

Left: Side steps – visitor entrance to garden
Upper right: Water wall of infinity edge on pool
Lower right: Infinity edge of pool

左：侧阶——来访者进入花园的入口
右上：水池边缘的水墙
右下：水池的边缘



Upper left: Far mountain view through the pool
Lower left: Across the pool to fireplace
Upper right: View as you enter the garden
Lower right: Stone veneer walls and steps

左上：通过水池区域可以看到远处的风景
左下：穿过泳池到壁炉处
右上：一进入花园的景色
右下：石板墙和台阶

Upper left: Side pathway and steps
Lower left: Landscape lighting
Upper right: Step detail
Lower right: Stone fireplace

左上：侧路和台阶
左下：景观照明
右上：台阶的细节
右下：石壁炉

Upper left: Rear of house showing new paint colour
Lower left: Picture through planting & client dog
Upper right: Seating area - overlooking views across the city
Lower right: View across the pool showing planter displays

左上：房屋后部的新涂漆
左下：花园中的植物和小狗
右上：休息区可以俯瞰城市全景
右下：泳池边的景观花盆

中央金属别墅 Acreage – Middle Dural

Location: Sydney, Australia **Designer:** Dean Herald – Rolling Stone Landscapes **Photographer:** Danny Kildare **Completion date:** 2004 **Site area:** 5 acres **Plants:** Iris, Dianella, Agave, New Zealand flax, Liriope, Gardenias

项目地点：澳大利亚，悉尼 设计师：迪恩·哈罗德—滚石景观设计事务所 摄影师：丹尼·基尔代尔 完成时间：2004年 占地面积：5英亩（20,234平方米） 植物：鸢尾花、桔梗兰、龙舌兰、新西兰亚麻、山麦冬、栀子花

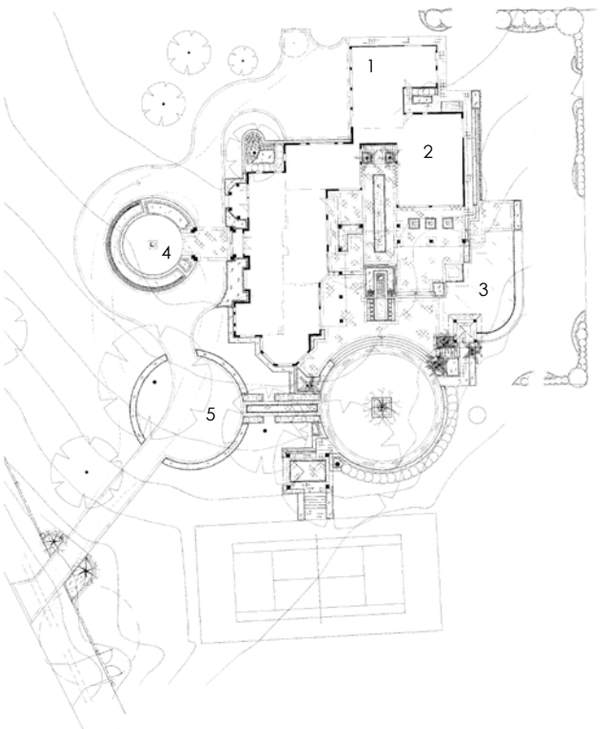

The old pool was replaced with a contemporary new pool which is linked to the indoor-outdoor floor plan. The pool was designed as a major feature of the elegant new landscape. The slope of the land also provided the perfect opportunity to create a wet edge on the far side of the pool. This softens the effect where the pool ends and the bushland begins. Three submerged stainless steel bar stools provide a place to enjoy a refreshing drink without leaving the water. A pavilion, that matches the style of the house, contains a fully-equipped wet bar that includes fridge, sink, benchspace and storage. A central water feature provides a focal point. A semi-contemporary style of planting was used throughout the garden. The selection of plants gives a tropical feel that works in harmony with the surrounding bushland, enhancing the resort-style feel whilst considering the natural plants surrounding the property.

旧泳池被一个现代化新泳池所取代，新泳池室内外两用平台相连，是这个优雅的景观设计的主要元素。地面上的坡度让泳池边缘的水顺势流下，柔化了泳池和灌木丛之间的界限。泳池里的三个不锈钢吧台椅让人们可以不离开泳池就可以享受清凉的饮品。一个和房屋风格相仿的凉亭里面是设施齐全的小酒吧，冰箱、水槽、座椅和储藏柜一应俱全。中心水景景观是整个设计的中心。整个花园都采用了半现代风格的园艺设计。植物的种植营造出独特的热带风情，与周围的灌木丛十分和谐，既增添了住宅的度假村风格，又考虑到了住宅周边的自然植物。

Award description:
2006 Australian Landscape Excellence Award

奖项描述：
2006年澳大利亚景观设计优秀奖

1. Garage
2. Proposed Games Room
3. Pool
4. Lawn
5. Car Parking

1. 车库
2. 游戏房
3. 游泳池
4. 草坪
5. 停车场

Right: Architectural lines in the hardscape are replicated in the choice of feature plants and furniture

右图：硬景观的设计特点在植物和家具的选择之中得到了体现

Upper left: The natural fall of the land was used to create entertaining spaces at different levels
Lower left: The position of the outdoor kitchen pavilion provides sweeping views of the landscape
Upper right: The raised spa is in close proximity to the house providing convenient access
Lower right: The swim-up pool bar

左上：地势的自然降落被打造成不同层次的娱乐空间
左下：从露天厨房可以纵观户外的风景
右上：Spa区离住宅很近，便于到达
右下：泳池边的吧台

Upper left: The outdoor kitchen and dining area provides a sheltered place to enjoy a barbeque
Lower left: Bifold doors give a sense of space and allow unobstructed views of the luxury landscape
Upper right: This water feature provides a striking focal point and draws the eye to the circular lawn area below
Lower right: Tones of brown and beige used in the house are carried through into the landscape and used even in the finest details

左上：户外厨房和就餐区提供了一个可以烤肉的场所
左下：双开门让空间十分开阔，将丰富的景色尽收眼底
右上：水景提供了一个显著的视觉焦点，将人的眼球吸引到下方的圆形草坪
右下：住宅所使用的棕色和米黄色被引入了景观设计的细节之中

布宜诺景观平台 Buena Vista

Location: Dallas, USA **Designer:** Hocker Design Group **Photographer:** Gisela Borghi **Completion date:** 2010 **Site area:** 300 square feet **Plants:** Bamboo, Groundcover

项目地点：美国，达拉斯 设计师：哈克设计集团 摄影师：吉塞拉·伯尔格 完成时间：2010年 占地面积：300平方英尺（28平方米） 植物：竹子、地被植物

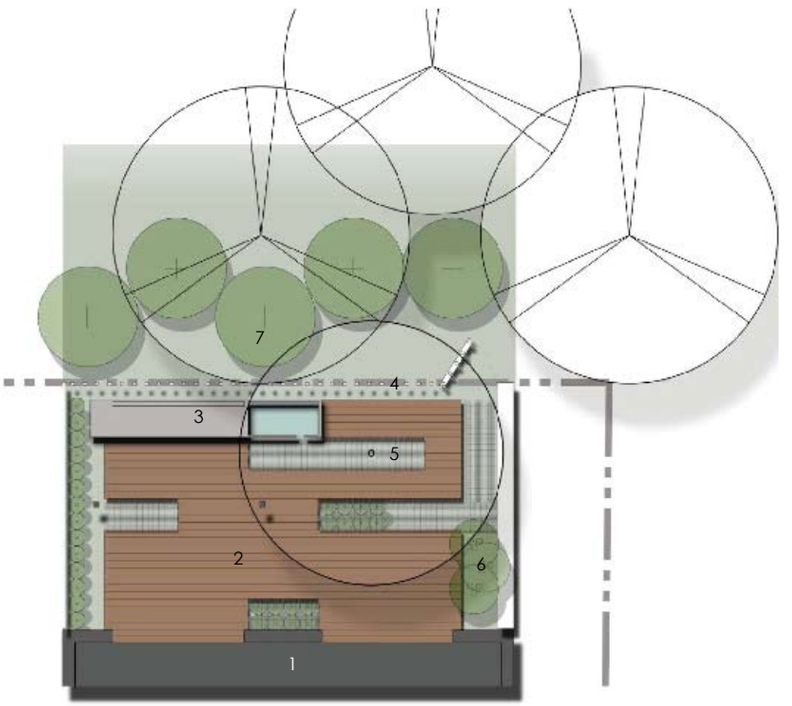

Buena Vista incorporates style and usability for a modern town home in the urban environment. This small 300-square-foot urban garden terrace creates a seamless connection of the indoors to the outdoors. The deck extends out from the house, and floats above the surrounding landscape. The deck is constructed of ipe wood decking and incorporates steel bar grating panels. When looking down on the deck terrace, these green bands provide another element of planting to the overall scheme. Groundcover thrives in the microclimate created below the steel grates. A cast in place concrete table is the centrepiece and focal point of the design. This element is a synthesis of form and function. The crisp lines and mass of the table anchor the space. The table has a shallow reflecting pool at one end, and the pool flows over a stainless steel scupper to a basin below. The concrete table has a slot cast into the back to provide a fire element during the winter months.

布宜诺景观平台设计时尚，又具有功能性，十分适合城市中的现代家庭住宅。这个28平方米的小型景观平台将室内外空间紧密地联系到了一起。平台从住宅内部延伸出来，悬浮在周边的景观设计之上。平台上铺设着木板和铁栅网。透过铁栅网，可以看到下面不一样的园艺风景。铁栅网下面的地被植物正欣欣向荣地生长着。设计的中心和焦点是一个现浇筑的水泥桌，兼具造型性和功能性。桌子简洁的线条和造型让整个空间稳定下来。桌子的尽头有一个小小的倒影池，倒影池的水楼通过不锈钢排水口流入下方的水池。水泥桌的背面有一个小小的凹槽，冬天可以在那里生火。

1. House
2. Terrace
3. Water Table
4. Fence & Gate
5. Specimen Tree
6. Bamboo
7. Plantings

1. 主宅
2. 露台
3. 泻水台
4. 围栏和大门
5. 园景树
6. 竹子
7. 花圃

Right: The metal fence cast down a line of shadow
右图：金属围栏在光照下形成有秩序的投影效果





Left: Water table and the fence
Upper right: Terrace
Lower right: Detail of the fence

左：水景桌和围栏
右上：平台
右下：围栏的细节



福莱特庄园 Flight Acres

Location: Wimberley, USA **Designer:** Hocker Design Group **Photographer:** Gisela Borghi **Completion date:** 2009 **Site area:** 60 acres

项目地点：美国，温布利 设计师：哈克设计集团 摄影师：吉塞拉·伯尔格 完成时间：2009年 占地面积：60英亩（242,811平方米）

This landscape design utilised a very holistic approach to the incorporation of architecture and landscape architecture. The house commands views of the surrounding valley, but is tucked discreetly below the tree line so as to not interrupt the beautiful existing ridgeline. The main exterior terrace reaches out from the house to embrace a negative edge swimming pool. Looking across the shimmering water surface, the tree line is reflected in all its natural glory. The design of the pool is reminiscent of a rectilinear agrarian stone cistern so prevalent throughout the valley. A massive native limestone boulder wall erupts from the hillside to create the necessary terrace for the pool above. Native plantings were utilised to create a low-water-use, low-maintenance landscape. This project incorporates many sustainable ideas. The entire site and house rely on rainwater collection for its water source.

项目的景观设计十分注重建筑和景观的整体性。别墅俯瞰着山谷的风景，小心翼翼地避开了周围的树木，没有对自然环境产生一丝的影响。主室外平台从屋子延伸出来，直达一个下降边缘的游泳池。泳池波光粼粼的水面上倒映着树木那美丽而自然的身影。游泳池的设计让人想起了曾经遍布山谷的用于灌溉的石水箱。山坡上丰富的天然卵石围墙成为了上方泳池的天然阶梯。园艺设计采用了本地生的植物，形成了一个低耗水量、低维护的景观。项目采用了多种可持续理念。整个别墅的水源都来自雨水采集系统。

1. House
2. Garage
3. Terrace
4. Swimming Pool
5. Boulder Wall
6. Native Thicket
7. Driveway
8. Entry Walk

1. 住宅
2. 车库
3. 露台
4. 游泳池
5. 卵石围墙
6. 本地灌木
7. 车道
8. 入口通道

Right: Pathway to the house
右图：通向住宅的园路

Left: Rocks and Plants
Upper right: Viewing terrace

左：岩石和植物
右上：观景平台

Left: Sitting room
Upper right: Night view of the house
Lower right: Pathway

左：休息区
右上：住宅夜景
右下：小径



朗格维尔住宅 Longueville Residence

Location: Longueville, Australia **Designer:** Dean Herald – Rolling Stone Landscapes **Photographer:** Danny Kildare **Completion date:** 2009 **Site area:** 0.2 acres **Plants:** Agave attenuata, Ctenanthe grey star, Archontophoenix cunninghamiana, Liriope muscari

项目地点：澳大利亚，朗格维尔 设计师：迪恩·哈罗德—滚石景观设计事务所 摄影师：丹尼·基尔代尔 完成时间：2009年 占地面积：0.2英亩（813平方米） 植物：圆头龙舌兰、竹芋满天星、假槟榔、阔叶山麦冬

A blue Bisazza tiled pool forms an elegant feature located on the western side of the backyard. The main pavilion beside it has been designed with entertaining in mind. The outdoor kitchen includes a teppanyaki style bbq, pizza oven, sink and custom-made fridge. A unique cantilevered dining table has also been incorporated into the kitchen bench. A wood fire included within the pavilion makes the space more accommodating during the cooler months. The structures are complimented well with an array of selected foliage plants. The mix of colours and textures helps soften the spaces and creates an interesting backdrop to the feature areas of the backyard. During the day the shade from the structures and foliage creates cool areas to sit and relax while the sun lounge area provides a perfect opportunity to enjoy the summer sun. However, it is at night that the backyard really shines. Carefully positioned pool lights illuminate the large rectangular body of water, transforming it into a deep blue masterpiece.

铺着蓝色马赛克的游泳池坐落在后院的西侧，显得异常优雅。旁边的凉亭特别适合款待客人。户外厨房里面有日式铁板烧、比萨烤炉、水槽和特别定制的冰箱。厨房里还设置着一个设计独特的悬臂式餐桌。凉亭里还有一个火炉，让它在寒冷的日子里更加舒适。精心挑选的植物将庭院装饰得异常美丽。色彩和材质的混合让空间更加柔和，为后院的主要功能区营造出一个迷人的背景。白天，凉亭和树木所投下的阴影营造出一个阴凉的区域，人们可以坐在那里乘凉；而另一方面，旁边的日光浴休息区又可以提供给人们享受夏日阳光的机会。然而，庭院在夜晚才会真正的绽放出光彩。精心设置的池底灯点亮了长方形的泳池，仿佛一块深蓝色的宝石。

1. Lawn
2. Dining
3. Lounge
4. Pool
5. Residence
6. Pond

1. 草坪
2. 就餐区
3. 休息区
4. 游泳池
5. 住宅
6. 池塘

Right: The blue pool is brought to life at night providing an outstanding focal point

右图：蓝色的游泳池在夜晚充满了活力，熠熠生辉

Upper left: Lounge, kitchen and dining areas are linked through the use of colour, texture and materials
Lower left: Clean lines give a sense of uniformity
Upper right: Outdoor lighting adds a new dimension to the garden
Lower right: The warm glow of the pavilion provides contrast against the cool blue pool

左上：休息区、厨房和餐厅通过色彩、纹理和材料的运用被联系在了一起
左下：简洁的线条形成了统一感
右上：室外照明为花园增添了空间感
右下：亭子里柔和的灯光和冷清的蓝色泳池形成了鲜明对比



阿尔塔米拉庄园 Altamira Ranch

Location: Palos Verdes, US **Designer:** Marmol Radziner **Photographer:** Benny Chan **Completion date:** 2006 **Site area:** 15,500 square feet **Plants:** Toyon, Olive, California sagebrush, California grape, California poppy, Buffalograss

项目地点：美国，派洛斯福德 设计师：马默·拉辛那 摄影师：班尼·陈 完成时间：2006年 占地面积：15,500平方英尺（1,440平方米） 植物：柳叶石楠树、橄榄树、加州蒿、加州葡萄、花菱草、野牛草

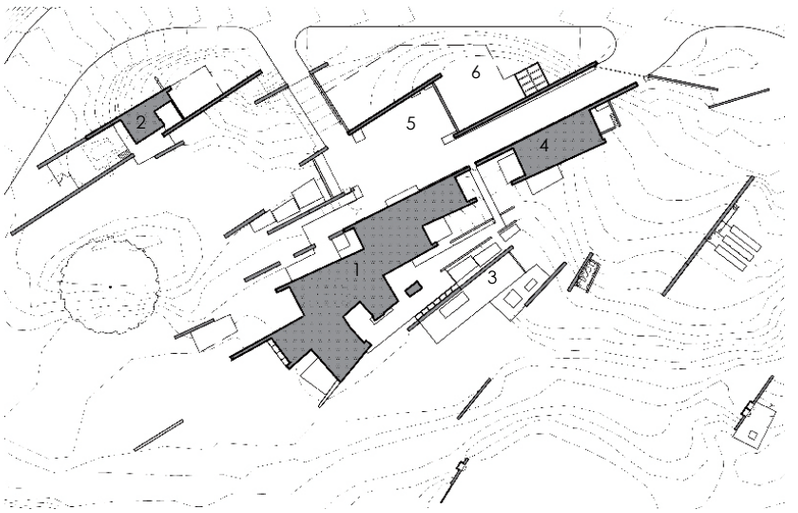

At Altamira Ranch, the architectural and landscape designs work together to create a project that, while impressive in scale, looks and feels as though it emerged from the surrounding environment. This illusion is achieved through the use of building materials that either are or resemble indigenous stone and an almost 100% native California plant palette. The planting design in particular connects the built environment not only to the natural but also to the ocean. The drifting masses of native shrubs evoke the waves below, paralleling their direction, creating a similar visual rhythm, and reflecting similar colours of greens and blues. Just as waves become shallower and encounter sand bars as they come into shore, the plants become shorter and are interrupted by large areas of sand as they approach the house. At the guest house, the most inland of the structures, succulents that resemble sea urchins, star fish and corals are used to evoke the feeling of entering a tidal pool or estuary.

阿尔塔米拉庄园的建筑设计和景观设计完美地结合在了一起，共同创造了一个规模庞大的项目。由于设计师采用了当地石材或是与当地石材类似的材料，并且栽种的植物100%都是加州本地的，项目和周围的环境异常和谐。项目的园艺设计不仅贴近自然，而且贴近海洋。随风飘动的灌木丛是蓝绿色的，仿佛庄园下方的海浪，灌木的飘动方向和海浪相平行，形成了同样的视觉韵律。正如海浪在靠近沙滩时渐渐变弱，还会撞到沙洲上，庄园周围的植物也渐渐变得低矮，中间还时不时地出现大片的沙地。在最靠近内陆的客房周围种植的多浆植物好像海胆、海星和珊瑚一样，让人想起了海潮池和海口。

Award description:
2008 American Society of Landscape Architects National Honour Award
Each year, the ASLA Professional Awards honour the best in landscape architecture from around the globe. The prestige of the ASLA awards programme relies in large part on the high-caliber juries that are convened each year to review submissions.

奖项描述：
2008年美国景观设计师协会荣誉奖
每年美国景观建筑师协会都会评选出全球最佳的景观设计作品。美国景观建筑师协会奖的盛名很大部分要归功于他们每年前来审查作品的高水平评委。

1. Main House
2. Guest House
3. Swimming Pool
4. Study
5. Auto Court
6. Garage

1. 主住宅
2. 客用住宅
3. 游泳池
4. 书房
5. 停车场
6. 车库

Right: The walls of the house align to frame specific views of Inspiration Point, Long Point, Catalina Island, and other geographically significant locations
右图：从住宅内部可以看到灵感角、长角、卡特琳娜岛等优美的风景

Upper left: Exterior view of the home
Lower left: Exterior view of the home demonstrates how the architectural and landscape designs create an impression of emerging from the surrounding landscape
Upper right: The house gradually moves through the site and breaks down the large scale of the structure, unfolding as a series of views

左上：住宅外部的景观
左下：住宅的外景展示了建筑和景观设计是如何与周边的风景自然结合的
右下：住宅景观随着地形的变换而变换，形成了一系列的风景

红墙花园 Red Walls

Location: Oakland, USA **Designer:** Shades of Green Landscape Architecture **Photographer:** Tara Guertin **Completion date:** 2007 **Site area:** 1,560 square feet **Plants:** Blue bamboo, Black bamboo, Pink muhly, Red trumpet vine

项目地点：美国，奥克兰 设计师：绿荫景观设计事务所 摄影师：塔拉·古尔汀 完成时间：2007年 占地面积：1,560平方英尺（145平方米） 植物：蓝竹、紫竹、粉红乱子草、红色藤蔓花

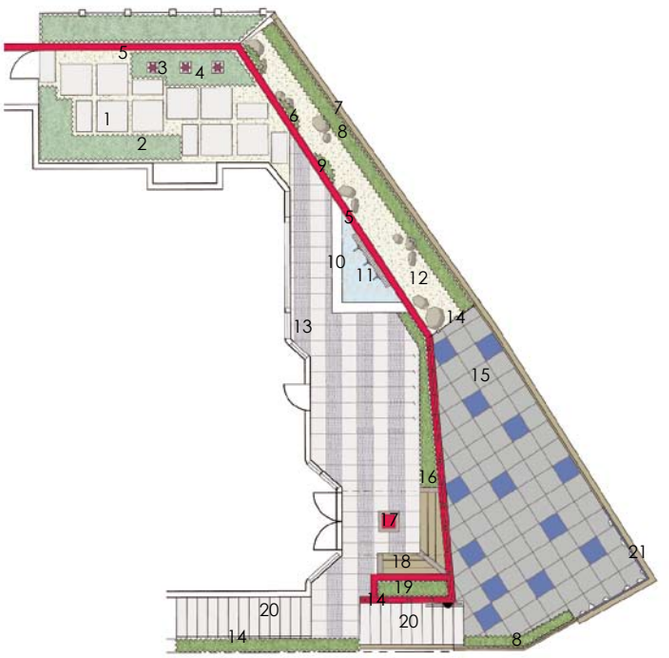

1. Stepstone Pavers Set In Gravel
2. Blue Fescue
3. Phormium
4. Blue Fescue
5. Existing Concrete Wall Stained Red
6. Boulders, 1/3 Buried
7. Wood Fence In Front Of Existing Wood Wall
8. Blue Bamboo
9. Red Trumpet Vine
10. Concrete Seat Wall Around Fountain
11. Wall Fountain
12. Gravel
13. Bands Of White Concrete Pavers and Bluestone
14. Cable Railing
15. Recycled Rubber Safety Tiles
16. Black Bamboo With Pebbles And Uplights
17. Concrete Firepit
18. Built-in Corner Sofa
19. Raised Concrete Planter With Bamboo
20. Concrete Steps
21. Blue Climbing Wall

1. 碎石路
2. 蓝色牛毛草
3. 新西兰亚麻
4. 蓝色牛毛草
5. 红色的混凝土墙
6. 卵石（1/3在地下）
7. 木围墙前面的木栅栏
8. 蓝竹
9. 红凌霄
10. 喷泉边的水泥座椅墙
11. 壁上喷泉
12. 碎石路
13. 白色水泥路和青石路
14. 电缆围栏
15. 再生橡胶安全地砖
16. 紫竹、卵石和仰角照明
17. 混凝土火炉
18. 嵌入式转角沙发
19. 垫高式水泥花槽中的竹子
20.水泥台阶
21. 蓝竹围墙

The clients wished for a modern garden with clean lines. They liked the idea of a Zen garden, a place for the kids to play, and a separate place for the adults to enjoy. By adding a bold red colour to the existing walls and adding unifying natural elements like wood and boulders, the space instantly felt enlivened. The designers also proposed a water feature, a gravel garden and bamboo to give the calming Zen like effect. The upper garden was delicated to the kids by designing a climbing wall onto the new fence that would screen the existing upper wall in addition to installing a blue and green rubber tiles made from recycled tires as a play surface. The lower level features a custom corner sofa and a fire pit that doubles as a table with a removable top to keep the kids from throwing the cranberry-coloured recycled glass around.

客户想要一个线条干净的现代花园。他们想要一个禅意花园、一个儿童游乐场和一个成年人的娱乐空间。设计师将围墙刷成了鲜艳的大红色，并添加了树木和卵石等自然元素，瞬时点亮了整个空间。同时，设计师还采用了水景、碎石花园和竹子来营造出宁静祥和的禅意效果。上层的花园是儿童的活动场地。新建的篱笆遮住了上层的墙壁，上面有一个攀岩练习墙。游乐场的地面上铺设着由废旧轮胎制成的蓝绿相间的橡胶地砖。下层的还有一个特别定制的转角沙发，沙发前方的火炉还可以作为茶几。火炉上方有一个可拆卸的盖子，防止小孩将里面的玫红色碎玻璃乱扔。

Award description:
Sunset Dream Garden Awards 2008 – Winner in the small space Category

奖项描述：
2008年落日梦想花园奖——小空间类优胜奖

Right: The stairs connect the separate spaces for the adults and kids

右图：楼梯连接了成人和儿童活动的区域



Left: A rock garden is created with bamboo and white gravel and boulders on the upper level
Upper right: An area for the adults to relax is made up of a custom-made sofa and table/ fire pit
Lower right: The metal fountain spigots are made from recyclable material and the sound of the water helps mask the noise of the traffic

左：竹子与台阶上的白色碎石和岩石共同构成了岩石花园
右上：成人休息区有特别定制的沙发和桌上火炉
右下：金属喷泉口由回收材料制成，水声掩盖了街道上汽车的噪音

现代变形花园 Modern Transformation

Location: Marin County, USA **Designer:** Shades of Green Landscape Architecture **Photographer:** Jill St.Clair, Jennifer Mullin **Completion date:** 2009 **Site area:** 1,300 square feet **Plants:** Dwarf meyer lemon, Myrtle spurge, New Zealand flax, Green aeonium, Horsetail, Variegated Asiatic jasmine, Cape Rush, Kangaroo Paws, Senecio

项目地点：美国，马林郡 设计师：绿荫景观建筑事务所 摄影师：吉尔·克莱尔、珍妮弗·穆林 完成时间：2009年 占地面积：1,300平方英尺（120平方米） 植物：矮柠檬、桃金娘、新西兰亚麻、绿莲花、马尾草、杂色亚洲茉莉、灯芯草、袋鼠爪花、瓜叶菊

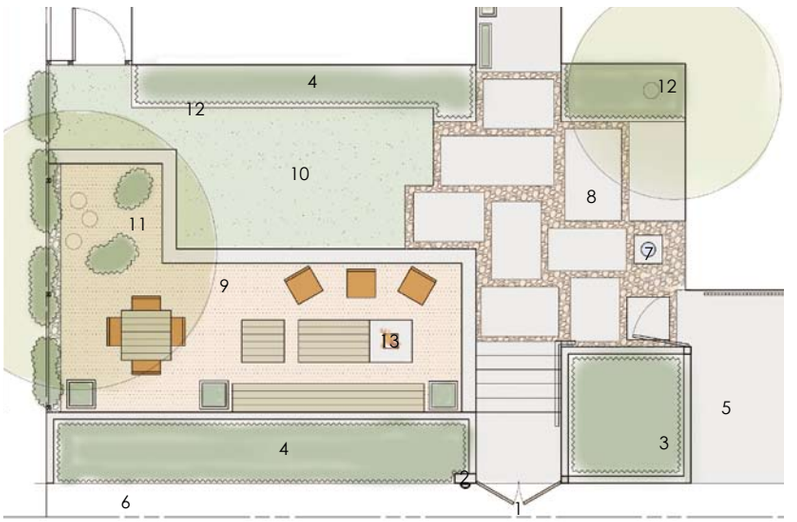

The new yard greets the street with a clean and modern aesthetic. The planting is a colourful mixture of low-water-use plants, and the surfaces provide permeability for storm water. Large concrete planters along the sidewalk provide screening and a level area in front of the home. Phormiums along the sidewalk along with the gate give the owners the privacy to dine or lounge outdoors. The colours of the hardscape and planting echo the house's contemporary look, making the yard an extension of the home. A low-water-use lawn offers play space for the kids. The raised decomposed granite patio was built around an existing Bay Tree, and offers opportunities to relax by the fire pit or the dining table in the shade of the tree. Succulents, grasses and drought-tolerant plants surround the lawn, adding texture and colour to the entry way. Rectangular pavers are surrounded with pebbles for permeability and texture.

临街的新庭院设计简洁、时髦美观。五颜六色的花圃采用了低耗水量植物，花圃的地面可以保持水土。人行道两边的大型混凝土花槽既起到了遮蔽作用，又在门前提供了一个平坦的区域。人行道两旁的新西兰亚麻和大门一起遮蔽着户外就餐和休息空间。景观建筑和各色植物的颜色与房屋的现代感相得益彰，让庭院仿佛是住宅的拓展。低耗水量草坪是小孩的游戏空间。垫高的风化花岗岩露台围绕着月桂树展开，人们可以在树荫下享受温暖的炉火或是就餐。围绕着草坪种植的多浆植物、青草和抗旱植物为入口增添了色彩。长方形铺地砖被卵石围住，兼具渗透性和质感。

Award description:
Sunset Dream Gardens Awards 2010, Winner in the Outdoor Living Category

奖项描述：
2010年落日梦想花园奖——户外家居类优胜奖

1. Entry Gate
2. Mailbox & Wall Light
3. Concrete Planter
4. Planting Area
5. Driveway
6. Sidewalk
7. Water Feature
8. Concrete Paver with Gravel
9. Raised Patio
10. Lawn
11. (E) Tree
12. (E) Tree
13. Fire Pit

1. 大门
2. 邮箱和壁灯
3. 水泥花槽
4. 绿化区
5. 车道
6. 人行道
7. 水景
8. 碎石水泥路
9. 垫高的露台
10. 草坪
11. 树木
12. 树木
13. 火炉

Right: The two levels of the garden was created to divide up the space and to preserve the tree

右图：两层式的花园划分了空间，保护了原有的树木

U.S. MAIL
108

Left: The entry gate column doubles as mailbox holder and street number marker
Upper right: The yard has two levels, a lawn on the lower level for play and a raised patio for lounging
Lower right: A concrete water feature provides a subtle sound of running water

左：大门口的柱子上既有邮箱，又有门牌号
右上：庭院分为两层，低层是游戏的草坪，垫高的露台是休息区
右下：水景设施带来潺潺的水声

户外休息室 Outdoor Lounge

Location: Marin County, USA **Designer:** Shades of Green Landscape Architecture **Photographer:** Lauren Knight **Completion date:** 2009 **Site area:** 2,000 square feet **Plants:** Flowering maple, Black chervil, Russian sage, Superba fescue, Ghost echeveria, New Zealand flax, Euphorbia, Catmint, Aeonium, Apricot Hyssop

项目地点：美国，马林郡 设计师：绿荫景观设计事务所 摄影师：劳伦·奈特 完成时间：2009年 占地面积：2,000平方英尺（186平方米） 植物：风铃草、黑色细叶芹、俄罗斯鼠尾草、牛毛草、幽灵石莲花、新西兰亚麻，绿玉树，猫薄荷，莲花掌，杏色牛膝草

The stone bands create a bold transition between the existing concrete patio and the lawn. This design is beneficial to the site as it allows storm water to permeate back into the soil through the pebble bands. The generous size of the new patio allows for comfortable outdoor seating surrounding a low fire bowl. As this area was on top of the underground garage and there was only a few feet of soil under the patio, plants chosen were perennials, grasses and shallow rooted shrubs. The existing mature screening shrubs at the fence were kept as well as the blue fescues that the client adored. The designers chose a very eye-catching planting with a limited colour palette of peach, purple, chartreuse and blue-green. Succulents are also growing randomly in the pebble bands to soften the hard lines of the green bluestone bands. A custom-fitted wood counter at the existing concrete patio creates a compact outdoor kitchen with a low profile infra-red grill.

夹石层铺地砖在原有的水泥中庭和草地之间形成了一个设计大胆的过渡。这一设计可以让雨水通过石头间的缝隙渗透到土壤中。开阔的新中庭让人们可以舒适地围坐在低矮的火炉四周。由于这一区域是地下停车场的屋顶，上面只有薄薄的一层泥土，所以设计师选择了一些多年生植物、牧草和浅根灌木来种植。原来的成熟灌木墙和客户所喜爱的蓝色牛毛草被得以保留。设计师在植物的选择上采用了一些吸引眼球的颜色：桃红、紫色、黄绿色和蓝绿色。夹石层中零散地种植着多浆植物，柔化了青石板坚硬的边缘。原有中庭里特别定制的木柜台形成了一个空间紧凑的户外厨房，上面还摆放着红外线烤炉。

1. BBQ Area
2. Outdoor Sofa
3. Fire Pit
4. Concrete Bands with Black Pebbles Between
5. Extend Planting to Flagstone Path
6. Lawn to Remain
7. Existing patio

1. 烤肉区
2. 室外沙发
3. 火炉
4. 带有黑卵石的水泥路
5. 植物一直延伸到石板路上
6. 保留的草坪
7. 原有的平台

Right: Succulents, grasses and perennials create a vibrant entrance to this outdoor lounge

右图：多浆植物、草和多年生植物营造了一个充满生气的户外休息室入口



Left: Succulents surround the patio and creep into the black pebble bands
Upper right: The new patio with the stone bands compliments the half-circle-shaped porch
Lower right: Path lights show off the textures of grass and succulents during evening entertaining

左：中庭四周的多浆植物一直延伸到黑色卵石的夹缝中
右上：带有夹石层的新中庭装饰了半圆形的门廊
右下：夜晚，路边的灯饰让多浆植物和草看起来更具质感



地中海别墅 Mediterranean Estate

Location: Marin County, USA **Designer:** Shades of Green Landscape Architecture **Photographer:** Lauren Knight **Completion date:** 2009 **Site area:** 1.6 acres **Plants:** Iceberg rose, Daffodils, White Japanese anemone, New Zealand flax, Olives, Flowering currant, Agave, Fescue, Maiden grass, Gaura

项目地点：美国，马林郡 设计师：绿荫景观设计事务所 摄影师：劳伦·奈特 完成时间：2009年 占地面积：1.6英亩（6,475平方米） 植物：柠檬树、水蜡树、冰山玫瑰、爬山虎、水仙花、白色日本菖蒲、新西兰亚麻、橄榄树、金茶蔗子、龙舌兰、牛毛草、小石竹、山桃草

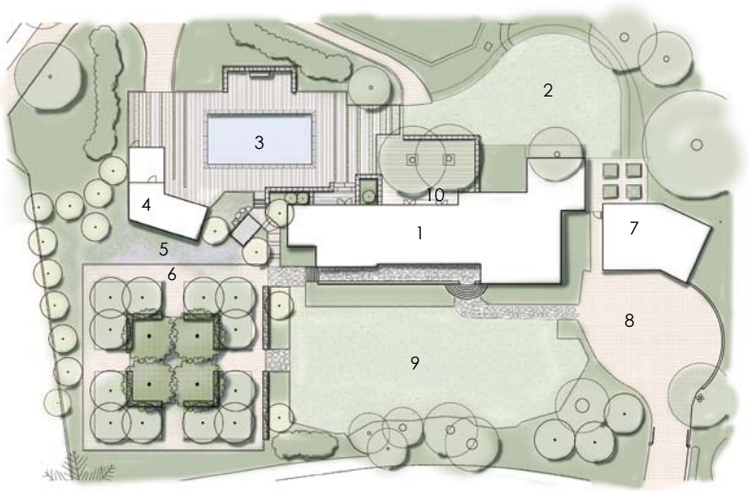

The property has a charming older garden with mature trees, large lawns, boxwood hedges and roses. The challenge in updating the side yard and the pool area and back patio was to give the garden a more contemporary look while connecting it to the style of the older, stately house and garden. The patio and the pool area were resurfaced with the travertine paving and connected with a long step. Classical elements like stacked stone walls got crisp contemporary travertine caps and a lion's head medallion becomes a focal point. Bold stripes of lawn and paving make a gradual transition between the new patios and the existing lawn. These stripes vary in width and are mirrored on the other side of the pool. Outside the pool house large terracotta planters were planted with sculptural bold Agaves. A neglected area next to the house which used to be a playground became a Mediterranean walled fruit and olive orchard. The fruit trees were placed in classical quadrants delineated by low stonewalls and gravel paths. Large swaths of lavender, grasses and white roses surround the orchard, giving off wonderful fragrances.

别墅拥有一个迷人的旧花园，里面的有各色树木、草地、树篱和玫瑰。设计师的任务是翻新侧院和后院，让花园看起来更现代。设计的风格要和古老的别墅和花园相呼应。后院和泳池被铺上了石灰华地砖，和一段长长的台阶相连。传统的石墙上添加了现代化的石灰华墙头，上面的狮子头浮雕成为了设计的焦点。草地上大胆的条纹和石板路在新庭院和原有的草地之间建立了联系。这些条纹宽度不一，与泳池另一侧的条纹相映衬着。池边小屋的外面摆放黑泽大型陶土花盆，里面种植者巨大的龙舌兰。别墅侧面一块曾经作为操场的空地被改造成了一个地中海墙果和橄榄果园。果树种植在矮石墙和碎石子路划分出的传统空间里。薰衣草、牧草和白玫瑰环绕着果园，散发出迷人的香气。

1. Residence
2. (E) Lawn
3. Pool
4. Pool House
5. Lavender Field
6. Olive and Fruit Orchard
7. Garage
8. Driveway
9. existing lawn
10. back patio

1. 住宅
2. 草坪
3. 游泳池
4. 池边小屋
5. 薰衣草田
6. 橄榄树和果园
7. 车库
8. 车道
9. 原有的草坪
10. 后庭

Right: Grass stripes add a contemporary look to the pool deck

右图：条纹式草坪让泳池平台看起来更具现代感



Left: Lavender and white roses add colour and the stone walls create rooms
Upper right: The patio serves as a great dinner spot under the trees
Lower right: Poolside patio seating offers a nice place to relax

左：薰衣草和白玫瑰为空间增加了色彩，石墙划分了空间
右上：树下的平台是一个极佳的就餐地点
右下：泳池边的座椅让人得到充分的休息





Upper left: Grass bands connect the lawn and the pool patio
Lower left: View from the back patio to the pool. Travertine paving ties them all together
Upper right: The arched stone wall with the lion's head becomes a focal point
Lower right: Lounge seats sit near the pool area offering a nice place to relax

左上：条纹式草坪连接了草坪和泳池平台
左下：从后院看泳池，石灰华铺地将二者连接起来
右上：带有狮子头的拱形石墙是视觉的焦点
右下：泳池边的休息区是个让人放松的好地方

都市花园绿洲 Garden Oasis in the City

Location: San Francisco, USA **Designer:** Shades of Green Landscape Architecture **Photographer:** Lauren Knight **Completion date:** 2008 **Site area:** 770 square feet **Plants:** Japanese maple, Privet, Lilac vine, Yellow-leaved calamus, Senecio, Large purple aeonium

项目地点：美国，旧金山 设计师：绿荫景观设计事务所 摄影师：劳伦·奈特 完成时间：2008年 占地面积：770平方英尺（72平方米） 植物：日本枫树、水蜡树、紫藤、黄叶菖蒲、瓜叶菊、大紫莲花掌

A family with young children wanted to create a garden oasis in the city. They have a tiny backyard between their house and cottage on a corner lot. The designers created a raised deck along the cottage and a levelled lawn. In order to make a gracious entrance to the main house, they cut through the retaining wall running along the house to create new stairs in front of the French doors. Custom size planters were placed in the narrow space between house and retaining wall. A grid of bluestone pavers creates a path across the lawn. The deck has metal detailing to match the planters. Along the old tall retaining wall a series of stepped and angled metal planters are planted with tall shrubs and colourful succulents. An old rose bush with yellow flowers and an incredible tall trunk were preserved. Lighting on the planters and under the deck illuminates the garden for evening entertaining. To enclose their new oasis, a new horizontal wood fence with gate was built along the street.

一对带小孩的夫妇想在他们的主屋和小屋之间的后院建造一个都市花园绿洲。设计师沿着小屋建造了一个垫高的平台和一片草坪。为了在主屋和花园之间设计一个雅致的入口，他们穿透了主屋的围墙上，在法式落地门下设置了一些新台阶。主屋和围墙之间的狭小空间内摆放着一些特别定制的花盆。一条青石小路穿过草坪。平台上镶嵌的金属和花槽遥相呼应。沿着古旧的围墙摆放着一些呈阶梯状摆放的金属花槽，里面种植着灌木和丰富多彩的多浆植物。古老的黄玫瑰花丛和一个高高的树干被得以保留。夜晚，花槽上和平台下的灯光会点缀整个花园。围绕着花园，设计师还新设计了一个沿街的木栅栏。

1. Main House
2. Stairs down to house
3. Lawn
4. Deck
5. Cottage
6. metal planters
7. stairs up to cottage

1. 主住宅
2. 向下通往住宅的楼梯
3. 草坪
4. 平台
5. 小屋
6. 金属花槽
7.通往小屋的台阶

Right: The raised deck is angled so a narrow and colourful strip of planting could fit in

右图：垫高平台的立面呈一定的角度，空隙处种植着植物带



Left: Custom-built metal planters along the tall retaining wall with built-in lights
Upper right: The garden seen from above
Lower right: Metal wall on the side hide the planter inside the "trench"

左：沿着围墙定制的金属花槽，里面还装点着灯
右上：花园鸟瞰图
右下：金属墙将花槽隐藏在了沟渠之中



前庭花园 Front Yard Retreat

Location: Danville, USA **Designer:** Shades of Green Landscape Architecture **Photographer:** Lauren Knight **Completion date:** 2010 **Site area:** 10,500 square feet **Plants:** Green aeonium, Yellow kangaroo paw, Feather reed grass, Berkeley sedge, Pink Muhly, Little Bunny Fountain Grass

项目地点：美国，丹维尔 设计师：绿荫景观设计事务所 摄影师：劳伦·奈特 完成时间：2010年 占地面积：10,500平方英尺（975平方米） 植物：绿莲花掌、黄色袋鼠爪花、羽毛芦苇、贝克莱莎草、粉色乱子草、小兔泉草

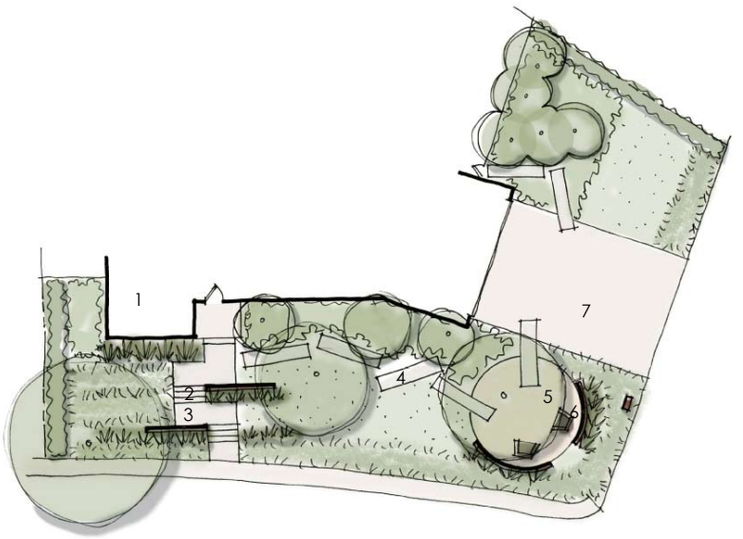

The new front entrance is defined by a generous concrete stair flanked by two straight concrete walls which help terrace the slope and also draw more attention to the entrance. In addition, the walls and the lights embedded in the steps, tall, yellow Kangaroo Paws in front of the walls make a colour splash. At the corner under the large existing Plane tree is a circular patio with concrete walls and decomposed granite paving. It is a wonderful semi-private seating area with the tree providing a nice dappled shade. To connect the driveway, the new patio and the main entrance, a series of concrete bands are playfully zig-zagging their way through the garden. They are wide enough to make for a comfortable walk. The designers planted large parts of the former lawn area with various types of grasses, depending on sun exposure, growth habit and heights. Most striking is the Little Bunny grass that has a light and airy appearance and surrounds the whole front yard. The grasses are also left alone by the herd of deer that roam the neighbourhood.

新的正门入口有一个大方的水泥台阶，与台阶平行的是两面笔直的水泥墙。这两面水泥墙既将缓坡叠成平台，又为入口增添了吸引力。台阶上嵌入的灯光和墙壁前种植的黄色袋鼠爪花点缀了斑斓的色彩。悬铃树下的角落是一个圆形的露台，旁边环绕着水泥墙，地面上铺着风化花岗岩。大树为这个半私密的休息区投下美好而斑驳的树荫。一系列弯弯曲曲的水泥小路穿过花园，将车道、露台和正门入口连接在一起。人们可以在这条小路上悠闲地散步。设计师根据日照、植物习性和高度在前方的草坪上种植了形形色色的牧草。最引人注目的是围绕着前庭的小兔草，它们轻盈而柔软。此外，庭院周围的牧草还可以供周边漫步的鹿群食用。

1. Residence
2. Entrance Stairs
3. Retaining Wall
4. Concrete Path
5. Circular Patio
6. Concrete Wall
7. Driveway

1. 住宅
2. 入口台阶
3. 围墙
4. 水泥路
5. 圆形天井
6. 水泥墙
7. 车道

Right: The entrance has a presence with the offset stone paths, the walls and the colourful planting

右图：入口处有偏移的石板路、围墙和多彩的植物

Upper left: Seating in the circular patio
Lower left: The pathway connects dynamically with the entry walk and the front door
Upper right: The textures and colours of the Kangaroo Paw and Bunny Tail grasses complement each other and the concrete walls
Lower right: A welcoming entrance is defined by concrete walls, in-step and accent planting

左上：圆形露台上的座椅
左下：小路将入口通道和住宅前门连接了起来
右上：袋鼠爪花和兔尾草交相映衬，点缀了围墙
右下：围墙、台阶和植物共同组成了温馨的入口



勒堪德住宅 Lekander Residence

Location: Wellesely Island, USA **Designer:** Mariane Wheatley-Miller **Photographer:** Charles Wright **Architects:** Bill and Diane Grater **Completion date:** 2008 **Site area:** 10,350 square metres

项目地点：美国，威利斯里岛 设计师：玛丽安·惠特利·米勒 摄影师：查尔斯·怀特 建筑师：比尔和戴安·格拉特完成时间：2008年 占地面积：10,350平方米

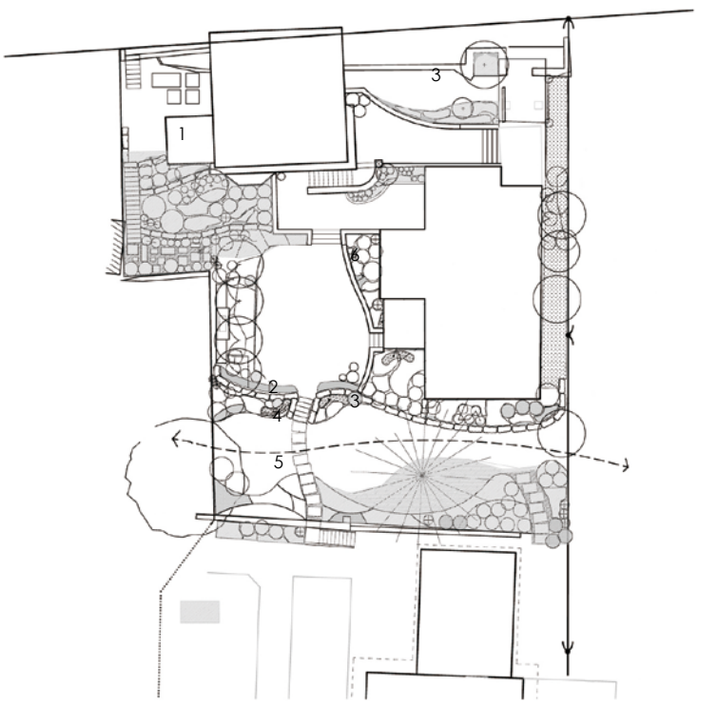

The project included seven terraces in all, moving from the driveway and parking area down to the seaway. Three hard paved stone terraces with walls and steps leading down to the river are in the middle of the pedestrian path. Planting beds were on all three terraces as well as the final terrace composing lawns and plant beds. The middle terrace is comprised of a seating area, outdoor cooking facilities and a vine-covered dining area. The gardens that surround the seating areas are colourful year round and also include a "cutting garden" filled with perennials providing a colourful summer display as well as a source for flowers placed inside the home. The timber deck at the river's edge has seating areas and access to the boathouse and docks. The priority of the project was to safely walk through seven level changes, but also to maximise the usage of these small areas and encourage outdoor living environments. Outdoor spaces are conducive to the frequent entertainment for friends and clientele of the owners.

项目共有大大小小七个露台，从私人车道和停车场一直延伸到海边。其中三个带墙壁和台阶的硬石板露台通往河边，位于人行道的正中。三个露台都有花坛，另外还有一个露台上既有花坛又有草地。中间的露台由休息区、户外厨房和布满藤蔓植物的就餐区组成。环绕着休息区的花园一年四季都有斑斓的色彩。“园艺花园”里种植着多年生植物，在夏天异常美丽。里面的花草还可以剪下来作为室内的装饰。河边的木板露台上也有休息区，还可以通往船坞和码头。项目首要考虑的就是要在七个露台之间建立安全的路径，最大化狭小的空间，并且鼓励人们享受户外环境。户外空间有利于屋主和亲朋好友们交流感情。

1. Lawn
2. Areas for Herbs
3. Phase 2 Planting
4. Oriental Lilies
5. Lawn
6. planting bed

1. 草坪
2. 香草园
3. 第二阶段种植园
4. 东方百合
5. 草坪
6. 花池

Right: View back to house from lawn
右图：从住宅看草坪





Left: View from the boat dock up to the house
Upper right: View looking back to steps
Lower right: Top of curved wall to covered walkway

左：从码头看住宅
右上：回看台阶
右下：围墙和台阶

Left: View back up to the house from the pathway
Lower right: View from middle terrace back to steps up to the street

左：从园中小路看住宅
右下：从中间的露台看通往街道的台阶

Left: View from the second terrace to pergola
Upper right: Lower seating deck on the river
Lower right: Steps to the middle terrace

左：从第二个露台看廊架
右上：河上的休息平台
右下：通往中间露台的台阶



森林极简花园

Minimalistic Garden in a Forest

Location: Vilnius, Lithuania **Designer:** Glaßer und Dagenbach Garten- und Landschaftsarchitekten **Photographer:** Udo Dagenbach **Architect of the building:** Alfredas Trimonis hkt-architects Hamburg **Completion date:** 2009 **Site area:** 4,000 square metres **Plants:** Taxus cuspidata bonsai, Rhododendron, Hydrangea, Acer palmatum atropurpureum, Geranium Rozanne

项目地点：立陶宛，维尔纽斯 设计师：格莱贝尔和达根巴奇景观设计事务所 摄影师：乌多·达根巴奇 住宅建筑师：阿尔弗里达·特里莫尼斯建筑事务所，德国汉堡 完成时间：2009年 占地面积：4,000平方米 植物：紫杉盆栽、杜鹃花、绣球花、鸡爪枫、天竺葵

The whole spot takes its specific atmosphere from two elements: Horizontal perfectly-maintained lawn and very high vertical pine tree stems. This creates a kind of melancholic, meditative mood which is very close to Japanese garden themes. The villa "sucks" in this forest mood using windows from the bottom to the ceiling. So you always see a part of the garden/forest from inside. In a wooden paving of an outdoor terrace the designers cut a rectangular hole. In this hole they arranged a cuboid sculpture representing the most possible reduction of a garden: half jurassic marble and half clipped yew. In a buxus cuboid in the lawn they placed a spherical bronze calotte with various circular opening spread – like a star sky. At night it is lit from inside. At the backside of the house the designers arranged a spherical garden by creating a ball-shaped sculpture in the lawn between the vertical pine tree stems. One third consist of Jurassic marble – the other two thirds is again clipped yew.

整个场地有两个元素尤为特别：水平方向上修剪整齐的草坪和垂直方向上高大的松树树干。它们营造出一种忧郁而充满差异的氛围，和日式园林的主题极为相似。别墅通过底部和天花板的窗户与森林相连。人们总是可以从室内看到花园或是森林的一部分。在木板铺成的户外露台上，设计师开了一个方形的洞，并且在这个洞上安放了一个长方体雕塑。雕塑是花园的缩影：一半是大理石，另一半是修剪好的紫杉。设计师在一棵黄杨上装了一个球形铜帽，上面布满了圆形小孔。晚上，从内部点亮，它就像星空一样。设计师在别墅后面设计了一个球形花园，花园以松林中、草地上的一个球形雕塑为核心。雕塑的三分之一是大理石，剩下的三分之二是紫杉。

1. Cuboid Sculpture Clipped Yew-jurassic Marble
2. Water Tap
3. Japanese Garden
4. Garden Plants
5. Water
6. Forest

1. 紫杉–大理石混合的长方体雕塑
2. 水龙头
3. 日式花园
4. 花园植物
5. 水景
6. 森林

Right: Cuboid sculpture clipped yew-jurassic marble
右图：长方体紫杉和大理石雕塑



Left: Taxus cuspidata Bonsai
Upper right: View to the Japanese Garden
Lower right: Japanese Garden, boxwood, stone, gravel

左：紫杉盆栽
右上：日式花园
右下：日式花园、黄杨、岩石、碎石

Left: Bowl sculpture clipped yew-jurassic marble
Upper right: Perennial plantation with white gravel
Lower right: Detail of cuboid sculpture clipped yew-jurassic marble

左：碗形紫杉和大理石雕塑
右上：多年生植物和白色碎石
右下：长方体紫杉和大理石雕塑的细节

着陆山庄 Landfall

Location: North County Dublin, Ireland **Designer:** Hugh Ryan **Photographer:** Hugh Ryan, Ewa Janczy **Completion date:** 2008 **Site area:** 6,000 square metres **Plants:** Cedar

项目地点：爱尔兰，都柏林北郡 设计师：休·瑞恩 摄影师：休·瑞恩、艾娃·詹西 完成时间：2008年 占地面积：6,000平方米 植物：雪松

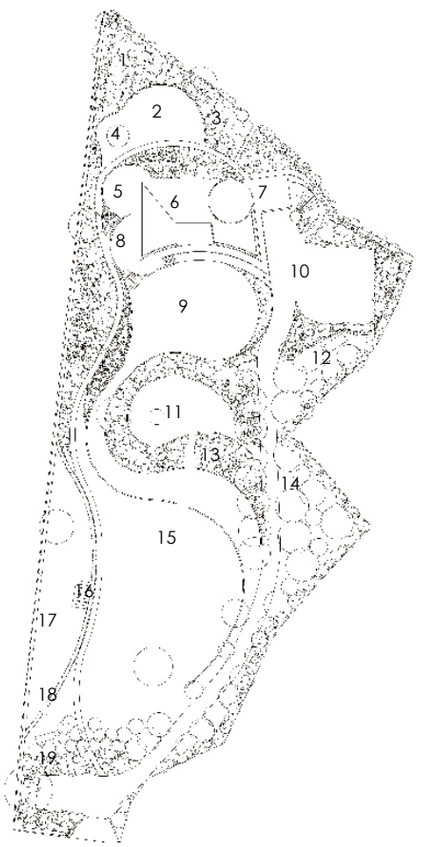

1. Planting
2. Play Garden
3. Planting
4. Trampolene
5. Deck
6. House
7. Entrance Plaza
8. Patio
9. House Lawn
10. Carport
11. Secret Garden
12. Woodland
13. Planting
14. Woodland
15. Main Lawn
16. Glasshouse
17. Veg Garden
18. Beach Hedge
19. Compost Bins

1. 花圃
2. 游艺花园
3. 花圃
4. 蹦床
5. 平台
6. 住宅
7. 入口广场
8. 天井
9. 住宅草坪
10. 停车场
11. 秘密花园
12. 树林
13. 花圃
14. 树林
15. 主草坪
16. 温室
17. 蔬菜园
18. 海滨栅栏
19. 堆肥箱

The owners of this delightful, but by now jaded property had been granted planning permission to demolish the existing dwelling and to build a new home more suited to their taste and requirements. The landscape design called for the sweeping away of almost all of what remained of the original garden. The main and longest wall rises from its point in the land and travels up across the lawn, around the Cedar, and kisses its way past the Hamamelis and on by the upper lawn towards the house where it embraces the lower sun patio before finally making its landfall as it slides into the circular deck, then without hesitation it turns around to continue its journey back into the landscape from whence it first emerged.

这个曾经美丽，但是开始变得破败的庄园的主人想要拆除原有的住房，建造一个符合他们品位和需求的新家。景观设计几乎移除了旧花园里的一切景观。最长的主围墙穿越了整片草坪，围绕着雪杉，又穿过金缕梅丛。围墙在较高的草坪上延伸到主屋，环绕着下面的日光露台，并最终“着陆”在圆形的露台上。围墙首尾相连，恰好在花园景观中画了一个圈。

Right: The green lawn and the landscape furniture
右图：草坪和景观设施



Left: Detail of the lawn and surrounding
Upper right: Exterior view of the house
Lower right: Detail of the materials

左：草坪和围墙的细节
右上：住宅的外观
右下：材料的细节

Left: Overview of the lawn
Upper right: Garden
Lower right: Green bush

左：草坪的全景
右上：花园
右下：花园的灌木丛

Upper left: The green grass
Lower left: The house and the wooden deck
Upper right: Wooden deck – rest place
Lower right: Details of the table and chair

左上：绿草
左下：住宅和木平台
右上：木平台——休息区
右下：桌椅的细节

格兰泽住宅 Glazer Residence

Location: Rochester, USA **Designer:** Mariane Wheatley-Miller **Photographer:** Charles Wright **Completion date:** 2007 **Site area:** 52,992 square metres **Plants:** Boxwood, Columnar hornbeam, Rose, Peony

项目地点：美国，罗切斯特 设计师：玛丽安·惠特利·米勒 摄影师：查尔斯·怀特 完成时间：2007年 占地面积：52,992平方米 植物：黄杨、角树、玫瑰、牡丹

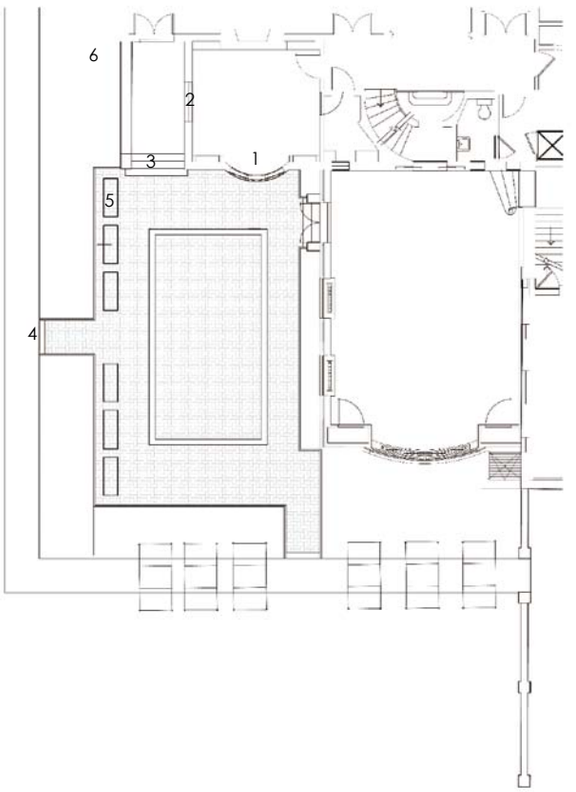

The design was created as a garden reminiscent of the house's style. The client wanted a garden in a style similar to that they had seen in Europe. The designer created a large brick terrace for outdoor dining and seating. This area was edged with large limestone troughs and planted out every season with lavish, dramatic, colourful displays. Pathways lead from here to the "Great Lawn" or under an archway planted out with many climbers, and under it are planted with scented perennials. A vista begins from the terrace through to the formal "Parterre" enclosed in low Boxwood hedging. At the end of this vista there is a large limestone planter on a plinth with bench seating. Along the side of the parterre is a herb garden used extensively by the client in her cooking. A second formal garden was created to the side of the house next to a raised terrace of the living room. Here is designed with a "Rose & Peony Garden" edged in Boxwood hedging.

住宅的景观设计和建筑的设计风格相似，客户想要一个欧式风格的花园。设计师为户外就餐和休息设计了一个大型砖铺平台。平台边上设有大型石灰石水槽，周边种植着色彩鲜艳、郁郁葱葱的植物。有的小路从平台一直延伸到“大草坪”上，有的则穿过爬满藤蔓植物的拱门。拱门的两侧还种植着芬芳的花木。从平台上可以眺望到远处被黄杨树丛围住的“花圃”。花圃的尽头是一个大型石灰石花槽，花槽的基座可以作为座椅。花圃的旁边是一个香草花园，住宅的主人可以在这里采集烹饪用的香料。另一个花园设在住宅的侧面，紧邻着起居室的平台。这是一个花园中种植着玫瑰和牡丹，周围同样围绕着黄杨围墙。

1. Bay Window
2. Window
3. Brick Porch
4. Granite Band
5. New Location of Six Planter Troughs
6. Plant Bed

1. 凸窗
2. 窗户
3. 红砖门廊
4. 花岗岩路缘
5. 六个花槽的新位置
6. 花坛

Right: Flower bed along the courtyard
右图：庭院边缘上的花坛造型

Upper left: Formal gardens
Lower left: Patio with trough planters and archway path leading to garages
Upper right: Formal garden with views across the "Great Lawn"
Lower right: Curb detail

左上：中心花园
左下：带有花盆的平台和通往车库的拱门路
右上：透过大草坪看中心花园
右下：路缘的细节

Upper left: Patio and dining area
Lower left: Steel arches from entrance gates leading to the great lawn
Upper right: Formal rose garden
Lower right: Vista from patio to urn

左上：平台和就餐区
左下：由花园入口通往大草坪的铁拱门
右上：玫瑰园
右下：从平台看中央花池

方德别墅 Fand Residence

Location: New Jersey, USA **Designer:** Thomas Biro Associates **Photographer:** Olivia Holmes **Completion date:** 2008 **Site area:** 800 square feet **Plants:** Boxwood, Arborvitae

项目地点：美国，新泽西 设计师：托马斯·拜罗景观设计事务所 摄影师：奥利维亚·福尔摩斯 完成时间：2008年 占地面积：800 平方英尺（74平方米） 植物：黄杨、金钟柏

The owners of this residence were looking to create a backyard environment to accommodate large gatherings of friends and family. The impetus for this project and the main element of the design would be a rectangular pool and spa. To compliment the colour of the house, a new patio was built using a quartzite stone imported from China. The shape of the upper patio along the back of the house basically followed that of the old patio. To orient the pool vertically to the house, trees were removed and the land was levelled in back using fill obtained from the pool excavation. Another raised stone wall along the back of the pool contains a wall fountain and two sheet water flows. A raised spa stands alongside the pool. Two lawn panels on either side of the yard frame the overall view. Boxwood hedges with perennial borders enhance the formal look. An arborvitae hedge behind the pool creates a sense of enclosure and also hides the pool equipment. Landscape lighting and outdoor speakers completed the ambiance of the site. In the end the livable space more than tripled exceeding the owner's original expectations.

别墅的主人想要对后院进行改造，使其成为亲友集会的娱乐场所。该景观设计的核心是一个长方形游泳池和SPA。为了和别墅的颜色相称，新露台使用的石英岩全部来自于中国进口。屋后上层露台的造型和旧露台的造型相仿。为了让游泳池垂直于别墅，设计师移除了一些树木。挖掘游泳池所产生的泥土被用作垫高地势，在泳池和别墅之间形成阶梯。泳池后方的浮雕石墙上有一个小型喷泉和两股双叶水流。泳池旁还有一个垫高的SPA浴池。庭院的两侧各有一片草坪，黄杨树篱和多年生的花草形成了围墙。泳池后面的金钟柏树篱营造出一种私密感，同时也将泳池的排水设施隐藏了起来。景观灯光和户外音响完善了庭院的氛围。整个景观设计让别墅的主人喜出望外。

1. Patio
2. Spa
3. Pool
4. Wall Fountain
5. Planter Wall
6. Sculpture

1. 天井
2. Spa
3. 游泳池
4. 壁上喷泉
5. 花墙
6. 雕塑

Right: Looking for the recreational area from pool
右图：从泳池看休闲区



Upper left: Form of the flower planter
Lower left: Patio
Upper right: SPA
Lower right: Wall fountain

左上：花池造型
左下：露台
右上：SPA浴池
右下：壁上喷泉



观景台 Terrace Belvedere

Location: Los Angeles, USA **Designer:** Aire d'essai, landscape architects, Alexandre et Xavier Champagne **Photographer:** Carine Deambrosis & Daniel Lebée **Completion date:** 2007 **Site area:** 21,527 square feet **Plants:** Boxwood, Ligustrum, Prunus caroliniana "compacta", Ficus nitida, Wisteria sinensis

项目地点：美国，洛杉矶 设计师：Aire d'essai景观设计事务所，亚历山大和维泽尔强滨 摄影师：凯琳·狄波拉希斯&丹尼尔·立白 完成时间：2007年 占地面积：21,527平方英尺（2,000平方米） 植物：黄杨、女贞树、卡罗琳桂樱、假山毛榉、紫藤

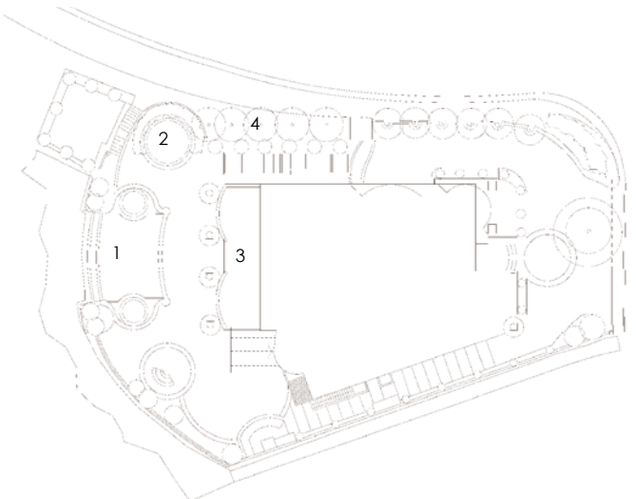

The site had two main characteristics: its view, and its sunny warm flat plateau in the back of the house. In order to relate to the architecture, the design was inspired by the French classical garden. The terrace was then seen as a Belvedere with a balustrade overlooking the hills. The alleys were punctuated by trimmed boxwood, Ligustrum columns and Prunus caroliniana "compacta" columns, bringing rhythm, definition and formality to the space. A green room was created with Ficus nitida columns and a steel frame structure to frame the shrubs. This room was supplemented with a comfortable seating area. An alley was designed on the side of the house with a geometric pattern made of stone tiles and lines of lawn, leading towards a stone bench and a water fountain as a destination. A pergola was covered with climbing Wisteria sinensis in order to create a shaded area for an outdoor casual lounge room with a more modern flair. The staircase to the Children playground was seen as a passage to a wilder part of the property, where fruit trees and fruit plants were planted for the children to enjoy some sweet harvests.

项目的场地具有两个主要的特点：一是风景优美；二是可以享受温暖的阳光。为了让景观设计和住宅相称，设计师采用了经典法式风格花园。露台被改造成了观景台，人们可以趴在栏杆上俯瞰山下的风景。花园中的小径旁点缀着黄杨、女贞树和卡罗琳桂樱树篱。这些植物形成了一种独特的韵律感，让花园显得更加正式。爬满假山毛榉的铁架形成了一个绿色空间，里面拥有舒适的休息区。别墅的一侧有一条石板和草地相间的小路，直通尽头的石凳和喷泉。爬满紫藤的藤架营造出一片阴凉的区域，可以作为舒适的户外休息区，极具现代氛围。通往儿童游乐场的楼梯是建筑的一部分，两侧种植着果蔬，孩子们可以在这里享受丰收的喜悦。

1. Pool
2. Green Room
3. Large Terrace
4. Plantings

1. 游泳池
2. "绿色小屋"
3. 大露台
4. 花圃

Right: View of the main entrance of the house flanked by two Prunus caroliniana "compacta"

右图：住宅的主入口两侧种植着两棵月桂樱

Upper left: Details of pergola and climbing plants
Lower left: Lawn pattern around rectangular stone pavement
Upper right: Round bench with cushions by fire pit area and view on the Getty centre
Lower right: Detail pavings of the pathway

左上：藤架和藤蔓植物的细节
左下：矩形石板路周围的草坪图案
右上：火炉边带靠垫的半圆形长椅；可以俯瞰盖蒂中心的景色
右下：石板路的铺装细节





Upper left: Pool and jacuzzi lightened at night
Upper right: Pool and green room with its seating area

左上：夜晚被点亮的泳池和浴缸
右上：游泳池、绿色小屋和休息区





Left: Front of the house
Upper right: Lawn of the children garden and shadow of balustrade

左：住宅正面
右上：儿童花园的草坪和栏杆的影子

詹姆斯街设计师住宅

Designers Residence, James Street

Location: Syracuse, USA **Designer:** Tony Miller & Mariane Wheatley-Miller **Photographer:** Charles Wright **Completion date:** 2010 **Site area:** 10,320 square metres Plants: Boxwood, Holly cubes, Henry Hudson rose, Clematis

项目地点：美国，锡拉库扎 设计师：托尼·米勒&玛丽安·惠特利·米勒 摄影师：查尔斯·怀特 完成时间：2010年 占地面积：10,320平方米 植物：黄杨、冬青树、哈德森玫瑰、铁线莲

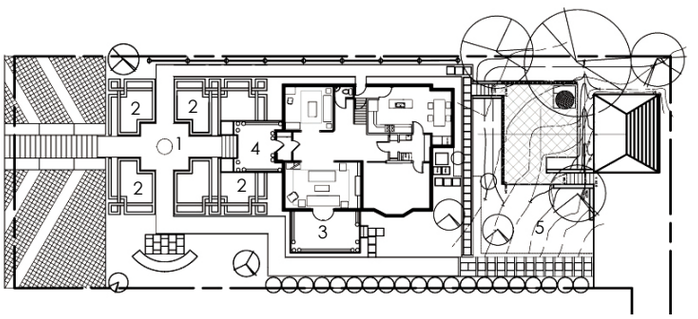

The garden is a showroom for the designers' work as well as an experimental area so that they could plant various plants not commonly used in the area and monitor their survival. The design concept is to create a garden for viewing from the three raised porches one porch for seating and dining, the other two for seating and viewing the garden. This concept would lead to the creation of parterres in a Arts & Crafts pattern. 900 Boxwood shrubs were laid out and planted to create a precise Boxwood Parterre. The Parterre consists of six main squares. The back two squares have "Holly Cubes" planted in them, while the other four squares have "Henry Hudson Roses". The soil was improved greatly and a large well was dug for a catch basin. This is the water supply for a recirculating fountain made of limestone. The water flows gently over the edges of the bowl onto an area of loose pebbles. This water feature acts not only as a sound buffer from the noises of road traffic but as a bird bath.

这个花园既展示了设计师的作品，又是一个实验区域，他们可以在这里种植当地不常见的植物并观察它们的生长状况。整个设计围绕着一个花园和三个观景门廊展开。其中一个门廊用作休息和就餐，另外两个用于休息和观景。整个花圃呈现出一种工艺造型。900棵黄杨灌木通过修剪和布局，形成了一个一丝不苟的黄杨花圃。花圃由六个方形区域构成，后方的两个区域种植着冬青，而其他四个则种植着哈德森玫瑰。设计师改良了花圃的土壤，并且在上面挖掘出一个集水井。石灰石循环喷泉的水就来自于这里。水流从喷泉的碗形边缘缓缓地流到松散的卵石上。这个水景不仅可以削弱街道上的噪声，还为小鸟提供了沐浴的场所。

1. Limestone Fountain Feature
2. Parterre
3. Seating Area
4. Front Entrance Porch
5. Shade Garden

1. 石灰岩喷泉水景
2. 花圃
3. 休闲区
4. 入口门廊
5. 后花园

Right: Front garden limestone fountain water feature
右图：前花园里的石灰石喷泉水景

1833

1833

Left: Front garden
Upper right: Bird's-eye view of parterre from the roof garden
Lower right: Steel sculpture

左：前花园
右上：从屋顶花园俯瞰花圃
右下：钢铁雕塑

Left: Side View across parterre
Upper right: View across axis facing the seating area
Lower right: Seating area in the front facing the fountain

左：花圃的侧面
右上：从花圃的中轴看休息区
右下：朝向喷泉的休息区

Khun Jerri & Howard庄园 Khun Jerri & Howard's Place

Location: Chiang Mai, Thailand **Designer:** Bensley Design Studios **Photographer:** Bensley Design Studios **Completion date:** 2009 **Site area:** 40,000 square metres

项目地点：泰国，清迈 设计师：宾士奈设计事务所 摄影师：宾士奈设计事务所 完成时间：2009年 占地面积：40,000平方米

This is a garden of superb beauty over a period of 2 – 3 years, vignette by vingnette. In these four hectares can be seen perhaps 20 different sub gardens, each with its own character. The designers purchased plant by plant, to create a garden that now boasts some 350 species. The designers restrict the fixed permaneat features to two colours, saffron and pale green. Strangely both colours are produced by rust. The majority of the saffron walls are created by an iron sulfate wash, where orange rust is visible in the cement. The pale green is from the green patina rust of the much used copper. The entire estate is built around this scheme, from the pale green patina facets and oversized bath towels to the saffron hues of the teak wood and rusty coloured silks.

这座庄园建造时间长达二到三年，具有无以伦比的美丽景色。在这个4公顷的庄园里共有大大小小近20个花园，每个花园都具有自己独特的特点。整个庄园里共有近350种植物。庄园里以两种色调为主：橙黄和淡绿。这两种颜色都可以经由金属制品生锈得来。大多数橙黄色的围墙都是经过硫酸铁冲洗而来的，橙黄色在水泥上尤为明显。淡绿色则来自长期使用的铜器上面的铜锈。整座庄园都围绕着这两种色彩来建造，从铜绿色的刻面和大浴巾到橙黄色系的柚木和彩绸。

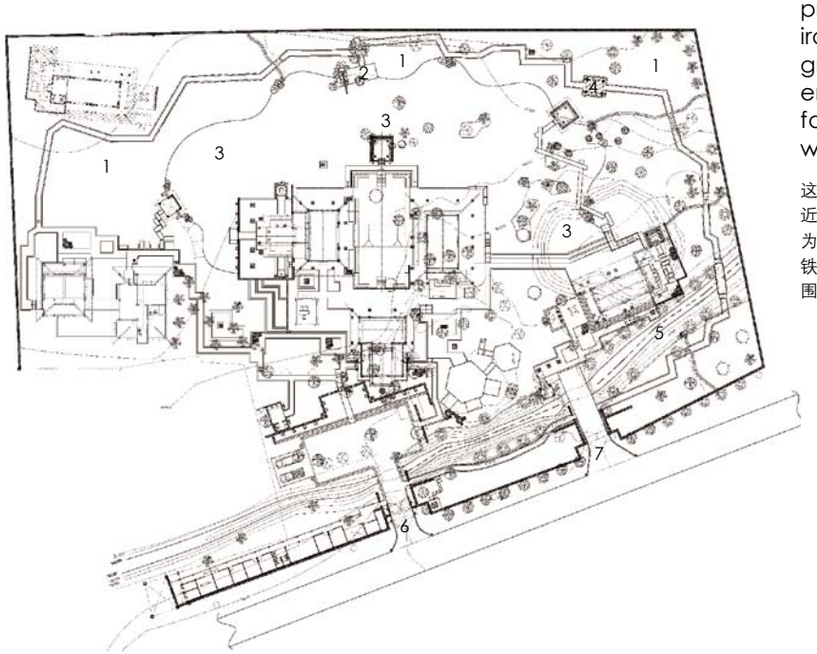

1. Lawn Area
2. Wood Deck
3. Lotus Pond
4. Wood Trellis
5. Stream
6. Primary Entrance
7. Secondary Entrance

1. 草坪
2. 木平台
3. 荷花池
4. 花棚
5. 溪流
6. 主入口
7. 次入口

Right: Reflections in the pond enrich the visual feeling
右图：水池的倒影增加了视觉的丰富性



Upper left: Lighting enforces the layers of the space
Lower left: Texture of the stone paving makes the space interesting
Upper right: Pavilion connects people and nature

左上：灯光增强了空间构图的层次感
左下：地面石材的质感增强了空间的趣味性
右上：观景亭的设置使人与自然融为一体

Upper left: The diversity of plantings enrich the vertical space
Upper right: Plantings of different colours and textures are visually pleasant

左上：植物的多样性丰富着竖向空间
右上：不同色彩与质感的植物增添了视觉愉悦

Upper left: The colours of the bridge and plants contrast each other
Upper right: The rough materials makes the limited space calm and solid

左上：景桥与植物色彩的搭配形成鲜明的对比关系
右上：材料质感的粗犷，使有限的空间变得沉稳



Upper right: The mysterious copper decorations create a calm space

右上：带有神秘色彩的铸铜细部装饰创造出静谧的空间氛围



Left: The abstract form of the ponds enriches the space

左：水池的抽象造型丰富着空间的构图关系



Upper left: The timber bridge contrasts with the roof
Upper right: The peaceful water and rough stone materials

左上：木栈道的质感和色彩与屋顶形成和谐的对比关系
右上：平静的水面与粗犷的石材

格林威治水溪小区 Waterbrook at Greenwich

Location: Greenwich, Australia **Designer:** Taylor Brammer Landscape Architects Pty Ltd **Photographer:** Chris Gardner Photography **Completion date:** 2009 **Site area:** Stage 1: 13,190 square metres, Stage 2: 7,600 square metres

项目地点：澳大利亚，格林威治 设计师：泰勒·布拉姆景观设计事务所 摄影师：克里斯·加德纳摄影 完成时间：2009年 占地面积：第一期：13,190平方米，第二期：7,600平方米

Envisaged as a "Five Star Resort for Seniors" ,this project has a flowing water feature as the core element to the development. The water and landscape combine to create a calming and cooling central feature that can be viewed from every apartment and creates a holistic form and character that unites the project. The lush, tropical gardens surround the residences and grounds. Opportunities were sought to maximise the landscape components of the site, through the retention of established trees and planter boxes edging all terraces. A mixed planting palette of Australian natives and robust exotics provide a welcoming environment. Plant selection has been carefully considered to help soften the built elements, while providing privacy, relief and appropriate amenity. All the landscape areas are lit with feature external and security lighting with music piped through the external areas. Private terraces and courtyards resemble the central landscape areas, allowing the landscape character and form to visually connect across the site.

项目的目标是打造"五星级老年度假村"，流水景观是整个园区的核心。小区里的每间公寓都能享受到流水和景观联合打造出的宁静悠远的氛围。形形色色的热带花园遍布整个园区。设计师尽量在园区的每个角落通过树木、花槽、台阶设置一些景观元素。混杂着澳大利亚本土植物和外来植物的园艺作品让人感到宾至如归。园艺植物既柔化了建筑的边缘，又恰到好处地增添了项目的私密性、舒适性和休闲性。园区设有特色景观照明，还时不时地传来悠扬的乐曲。私人露台和庭院与中心景观区域有着异曲同工之妙，使整个园区成为了一个和谐统一的整体。

Award description:
Winner 2008 UDIA Award for Seniors Living

奖项描述：
2008年澳大利亚城市发展协会老年住宅奖

1. Entrance
2. Dining Terrace
3. Central Water Feature
4. Pedestrian Pathway
5. Indoor Pool
6. Bowling Green
7. Terrace
8. Viewing Terrace
9. Central Green
10. Outdoor Chess
11. Glade

1. 入口
2. 就餐平台
3. 中心水景
4. 人行道
5. 室内游泳池
6. 草地保龄球场
7. 露台
8. 观景平台
9. 中心绿地
10. 户外象棋
11. 林地

Right: Central water
右图：中心水塘



Left: Central water feature
Lower right: Pathway and the lawn

左：中心水景
右下：园中小径和草坪



Left: Creek pathways
Upper right: Water feature and the landscaping
Lower right: Detail of stone

左：溪边小路
右上：水景和景观植物
右下：石头的细节



洛恩·基拉拉花园 Lorne Killara

Location: New South Wales, Australia **Designer:** Guy Sturt **Photographer:** JIngvar Kenne **Completion date:** 2008 **Site area:** 4,000 square metres

项目地点：澳大利亚，新南威尔士 设计师：盖·斯图特 摄影师：英格瓦·凯恩 完成时间：2008年 占地面积：4,000平方米

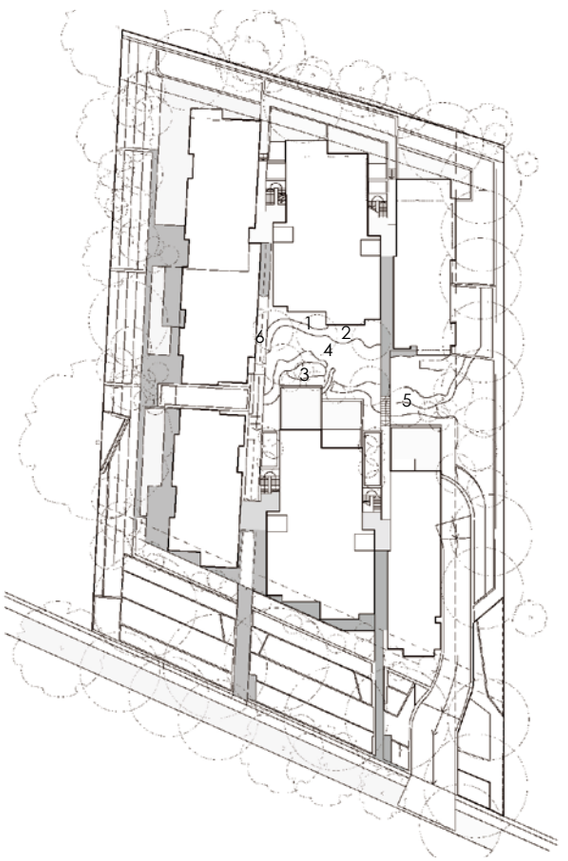

Lorne Killara successfully demonstrates to the development sector that a sustainable bushland landscape can be integrated with a contemporary aesthetic and satisfy marketing expectations. Predominantly indigenous plants recreate the natural habitat of the Kur-ring-gai area, both increasing biodiversity and creating habitat for existing and restorable wildlife. A variety of both local and recycled products were used in the landscape construction and the predominantly soft landscape treatments mitigate the extreme temperatures often found in other comparable high-density developments. The landscape design celebrates water. First flush roof water is discharged into the landscape areas by means of spitters from downpipes. The remaining stormwater is directed to a large site storage tank and held for reuse. Water is recycled for toilet flushing, standpipes and in the laundrys. Irrigation for the landscape also utilises this stormwater collected and retained onsite.

洛恩·基拉拉花园成功地向人们展示了如何在满足商品市场需求的前提下将可持续的原始灌木景观融入现代美学。设计师大量运用了库尔灵盖区的本土植物，增加了生物多样性，也为野生动物提供了栖息地。景观设计中采用了大量本地材料和回收产品，软景观的运用大大降低了经常产生在同类别高密度开发项目中的极端温度。花园的设计以节水为主。屋顶的雨水通过落水管被导入景观区域。其他的雨水则被导入一个大型储水槽中，用于马桶冲水、水塔用水和洗衣等用途。当然，景观植物的灌溉用水也来自这个雨水收集系统。

Award description:
2009 BPN Sustainability Awards
BPN Sustainability Awards is a highly commended award for landscape design.

奖项描述：
2009年BPN可持续设计奖
BPN可持续设计奖是景观设计方面极具盛名的奖项。

1. Blechnum Nudum
2. Doodia Aspera
3. Viola Hederacea
4. Carox Apressa
5. Dianella "Little Jess"
6. Tristaniopsis Laurina

1. 乌毛蕨
2. 阿斯帕拉蕨
3. 维奥拉连钱草
4. 卡洛克斯蕨
5. 桔梗兰
6. 黄奶牛树

Right: Water feature
右图：水景





Upper left: Bird's-eye view of the garden
Lower left: Plants with water
Upper right: Form of the well
Lower right: Gravel-paved pathway

左上：花园鸟瞰图
左下：水边植物
右上：水井造型
右下：卵石小径



波多福德公寓 Pothoofd Apartments

Location: Deventer, The Netherlands **Designer:** LODEWIJK BALJON landscape architects **Architect:** Jo Crepain **Photographer:** Lodewijk Baljon, Daniel Nicolas **Completion date:** 2007 **Site area:** 40,000 square metres **Plants:** Yew, Poplar

项目地点：荷兰，代芬特尔 设计师：朗德维基·巴尔晋景观设计事务所 建筑师：乔·克雷佩因 摄影师：朗德维基·巴尔晋、丹尼尔·尼古拉斯 完成时间：2007年 占地面积：40,000平方米 植物：紫杉、白杨

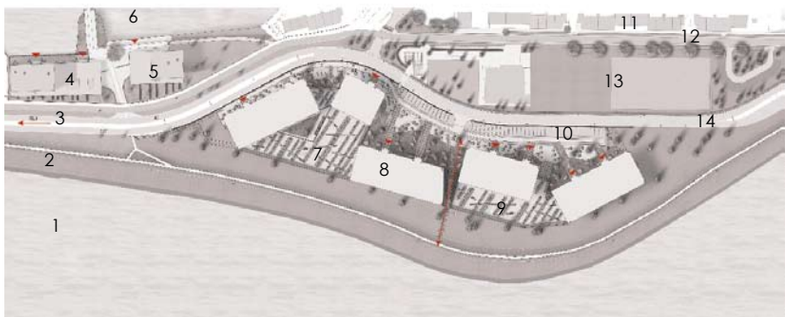

The light serpentine movement of road and buildings responds to the curves of the river. The border between the road and the housing area is accentuated by a low brick wall, setting off the slight difference in height and keeping parked cars out of sight. The parking area and private road on the site is made from cobble stones, traditionally used on quay sides. Stately yew cones in gravel give a distinct green character to the parking and entrance area. The colour of the ground is light, making a pleasant contrast with the dark buildings. The border between gravel and plantings makes a denser curve. Behind this curve, the atmosphere becomes more garden-like. Towards the river two enormous roof gardens on top of the parking garage created. The gardens are referring to the stream of the river, combined with low flowering plants. Open view towards the river is being preserved. Very slender poplars, loosely planted, are embedded, transforming the complex into the "riverscape".

公寓区蜿蜒的小路仿佛河面上的水波一样。道路和住宅区之间隔着一道低矮的砖墙。砖墙的高矮略有区别，挡住了里面停着的汽车。停车场和私人道路由鹅卵石铺成，位于码头的一侧。生长在碎石中间的那些笔直的紫杉树为停车场和小区入口增添了一抹独特的绿意。地面的颜色浅色的，和建筑的深色形成了鲜明对比。碎石路和花圃之间形成了一道郁郁葱葱的弧形。在弧形后面的氛围更像是一个花园。河畔的车库上有两个巨大的屋顶花园。花园的设计模仿了河水的流动，种植了许多低矮花草，并不会遮住河面的风景。稀稀疏疏的细长白杨树环绕着整个小区，使其形成了一个"河畔景观"。

1. River Ijssel
2. Dike
3. City Centre
4. Apartment
5. Blocks
6. Moat of Historic City Deventer
7. Roof Garden
8. Apartment Blocks
9. Roof Garden
10. Visitor Parking
11. Garden City
12. Old Road
13. Play Area + Community Centre
14. New Road

1. Ijssel河
2. 堤坝
3. 市中心
4. 公寓
5. 楼群
6. 代芬特尔城的护城河
7. 屋顶花园
8. 公寓大楼
9. 屋顶花园
10. 访客停车场
11. 花园新城
12. 旧公路
13. 游乐场地+社区中心
14. 新公路

Right: Yew cones in gravel give a green character to parking and entrance area

右图：砂石上的锥形紫杉为停车场和入口处增添了绿意

Upper left: The serpentine of the road relates to the river
Lower left: The apartment complex is closely linked to the river
Upper right: A series of roof gardens cover the parking garage
Lower right: Repetition of cones create an intriguing pattern

左上：曲折的道路直通河边
左下：公寓楼和河流的关系十分密切
右上：车库上方的屋顶花园
右下：反复的锥形结构形成了有趣的图案

Brillia大岛小松川公园社区 Brillia Oshima Komatsugawa Park

Location: Tokyo, Japan **Designer:** EARTHSCAPE **Completion date:** 2008 **Site area:** 5,884.68 square metres

项目地点：日本，东京 设计师：EARTHSCAPE设计公司 完成时间：2008年 占地面积：5,884.68平方米

The design within the landscape design of the Brillia Oshima Komatsugawa Park creates the ability to "experience a variety of moments". Allowing all residents to enjoy the park however they wish, rooted in their own lifestyles, was an important element of hospitality provided by the landscape of this residency, and was something that landscape design should do. Just as an island is a stage that nurtures a plenitude of life through a diversity of locations and experiences, Brillia Oshima Komatsugawa Park is also home to a diverse sense of "time" that showcases the life here. The "Residential Island" is a stage for peoples' lives, boasting both the sense of luxury of a hotel and a quality of lifestyle rooted in the region. The different functions of outdoor space limit the people's behaviour. The ground of the vertical design is very simple, mainly through the ground shop outfit and greening rich visual effect. Furniture design satisfies the human scale and material selection of enhanced sense of experience. In addition, the lamplight of setting the coherence-strengthened space also brings the whole outdoor space more warmth.

Brillia大岛小松川公园社区的景观设计营造出了四季的感觉。让公园融入住户的生活并让他们尽情享受是这个住宅景观设计的重要元素，也是所有景观设计应该做到的。正如岛屿是孕育多彩生活的摇篮一样，Brillia大岛小松川公园社区也是住户享受时光的家园。这个“住宅岛屿”是人们生活的舞台，充满了如酒店般的奢华感和高品质的生活质感。户外空间的不同功能限制着人们的活动。该项目的垂直设计简洁明快，主要依靠成套的座椅设施和宜人的绿地。家具的设计十分人性化，材料的选择也极具质感。此外，室外灯光增添了空间的统一性，也带来了温馨的效果。

1. Entrance Garden
2. Relaxation Garden
3. Living Park

1. 入口花园
2. 休闲花园
3. 生活花园

Right: Bird's eye view of the park

右图：园区鸟瞰图



Upper left: Living Park
Upper right: Entrance Garden
Lower right: Detail of the chair

左上：生活花园
右上：入口处花园
右下：座椅的细节



Upper left: Relaxation Garden
Lower left: Entrance landscape
Upper right: Interior view of relaxation Garden
Lower right: Relaxation Garden lighting

左上：休闲花园
左下：入口景观
右上：休闲花园内部
右下：休闲花园的灯光照明

德撒瑞罗住宅区

Desarrollo Residential Cumbres de Santa Fe

Location: Mexico City, Mexico **Designer:** J. Francisco Serrano, Susana García, Juan Pablo Serrano, Rafael Monjaraz **Photographer:** Pedro Hiriart, Sandra Perez Nieto **Completion date:** 2007 **Site area:** 215 acres **Plants:** Oak

项目地点：墨西哥，墨西哥城 设计师：J・弗朗西斯科・萨拉诺、苏珊娜・加西亚、胡安・帕布罗・萨拉诺、拉斐尔・莫贾莱斯 摄影师：佩德罗・西里亚特、桑德拉・佩雷斯・尼尔图 完成时间：2007年 占地面积：215英亩（870,074平方米） 植物：橡树

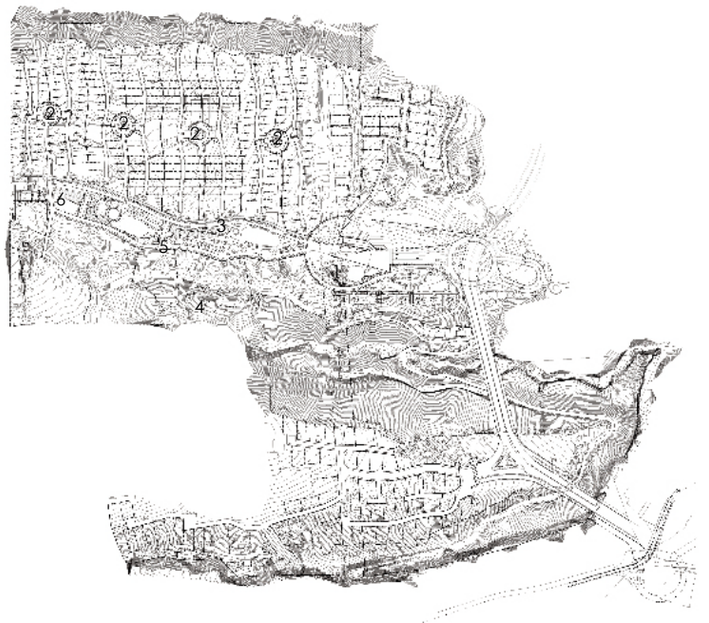

The topography determined the organisation of the complex into a southern and northern section. The limit between the north and south section is marked by a magnificent central garden where a club house for the residents is located.

The southern zone has been appointed exclusively for high-end single-family homes in the midst of an oak tree creek. The northern zone includes security booth at the entrance, visitors parking and the administrative offices.

The landscaping of the northern zone offers a wide variety of views, especially around the central garden, with its grassy slopes, jogging track, bridge, terrace and fountain. In the same area are the soccer field, the clubhouse, and a raised water tank with a lookout at the top accessed by an interior spiral staircase.

All of the services of Cumbres de Santa Fe are underground, providing greater efficiency, more attractive views and full ecological protection. The respect for nature and its resources is the main feature in this important development. A main water treatment plant for the whole complex was installed mainly for the maintenance of the public and private green areas.

顺着地势，住宅区被一个华丽的中心花园划分为南北两个区域。中心花园里拥有一个供居民娱乐的俱乐部。

南区是高端独立住宅专区，周围环绕着一片郁郁葱葱的橡树林和一条小溪。北区则是门口警卫亭、来宾专用停车场和物业行政办公室。

北区的景观设计花样繁多，尤其是中心花园周边的区域。翠绿的草堤、晨练跑道、小桥、露台、喷泉……形成了一幅美丽的风景画。稍远处还有足球场、俱乐部以及一个可以通过螺旋楼梯登上的水塔。园区一切服务设施都设在地下，提供便利的同时也让地上的风景更加优美，还保护了生态环境，一举三得。对自然和自然资源的尊重始终是项目的核心。园区内还有一个水处理厂，为大大小小的绿化区域提供用水。

1. Oak Tree Creek
2. Roundabout with Visitors Parking
3. Central Garden
4. Grassy Slopes
5. Jogging Track
6. Water Tank

1. 橡树小溪
2. 街心转盘和访客的停车场
3. 中心花园
4. 长满草的山坡
5. 慢跑道
6. 水槽

Right: Massive green areas surrounding the lot
右图：住宅区周围丰富的绿地



Left: Central water feature
Upper right: Landscape plantings in central area
Lower right: Fountain in central area

左：中心水景造型
右上：中心区景观植物
右下：中心区景观喷泉



弗拉米拉公园社区 Ferraria Park

Location: Singapore **Designer:** Tierra Design (S) Pte Ltd **Photographer:** Amir Sultan **Completion date:** 2009 **Site area:** 31,900 square metres **Plants:** Plumeria tree

项目地点：新加坡 设计师：Tierra设计公司 摄影师：埃米尔·苏丹 完成时间：2009年 占地面积：31,900平方米 植物：鸡蛋花树

A series of four eight-storey buildings are clustered around a central courtyard which is the main communal space for the residents. Although situated miles from the sea, the designers saw the opportunity to create a large body of water, divided by timber decks and dotted with planters, sculptural Plumeria trees and occasional lanterns of lighted boxes. At times the water body would become totally flooded with water and become a huge lake. At other occasions "islands" of granite decks appear when the water recedes. The site plan is an intricate pattern of interlocking rectangular forms, colours and textures. No fractals here, the concept is rectangular complexity, further elaborated by changing water levels in the ponds. Plantings are deployed like the hardscape materials, as geometric forms in the intricate pattern. No linear swathes of shade and colour, but three-dimensional blocks of green and floral textures accentuating the governing geometric order of the site plan. Fluctuating water levels, periodically overlowing sections of hardscape bring a dramatic awareness of the landscape – like a tide, submerging and then revealing the ground pattern.

四幢八层楼高的公寓楼围绕着作为主要集会场所的中心庭院展开。尽管项目远离大海，设计师还是创造了一片巨大的水域。水域里点缀着观景木台，周围的花槽、挺拔的鸡蛋花树和点点灯光将它装点的愈发美丽。洪水来袭时，它会变成一个巨大的湖；当洪水撤去，小岛一般的花岗岩平台又会显露出来。项目的整体设计由错综复杂的矩形、色彩和纹理组成。设计中没有不规则的几何图形，有的只是交错的矩形和不断变换水位的池塘。在这复杂的图案设计中，就连植物也被规整成几何形状。没有线形的阴影和色彩，有的只是三维花草组成的纹理反复强调着设计的几何图案。周期性波动的水位让景观反复地出现又消失，就像潮汐一样。

1. Tennis Court
2. Pocket Court
3. Children Pool
4. Family Pool
5. Lap Pool
6. Sunken Garden

1. 网球场
2. 迷你球场
3. 儿童游泳池
4. 家庭游泳池
5. 标准竞速游泳池
6. 下沉花园

Right: Detail of the chairs
右图：座椅的细节



Upper left: Detail of the plants
Lower left: Surrounding view of the booth
Upper right: Entrance
Lower right: Details of the pool

左上：植物的细节
左下：凉亭四周的景色
右上：入口
右下：泳池的细节



戈林泽坡和保·卡尔萨斯广场

Galíndez Slope and Pau Casals Plaza

Location: Bilbao, Spain **Designer:** ACXT Arquitectos **Photographer:** Aitor Ortíz **Completion date:** 2007 **Site area:** 10,760 square metres **Plants:** Lime tree

项目地点：西班牙，毕尔巴鄂 设计师：ACXT建筑事务所 摄影师：艾托尔·欧提斯 完成时间：2007年 占地面积：10,760平方米 植物：菩提树

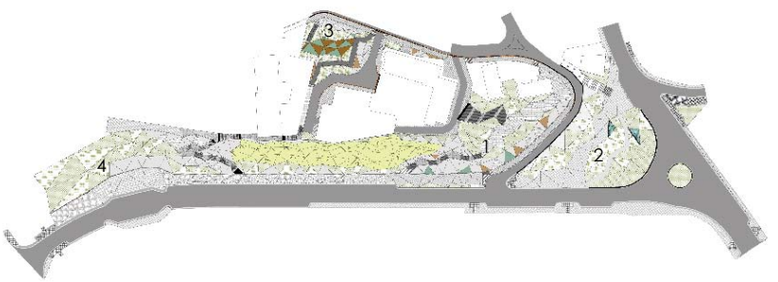

Before the intervention, the place was a rocky slope ramp trapped within the growing city, barren and useless land. The slope is reshaped by using triangular planes of different materials that show its strange topography to the city. The slope of rock becomes a connecting element: the rock-carved planes of different materials are a lying sloping stairs linking the two levels of the neighbourhood and collect a large pedestrian traffic, which are the alternative to the existing paths around the slope, much longer. The designers take the condition of the place as a high point of the city to create a balcony to Bilbao on a raised platform. They removed the old cross between the avenues of Galindez Jesus Pau Casals and created a wooded area, where the lime trees were replanted in existing large size. On the old electrical substation is created a children's play area, integrating the platform into an artificial topography of floor plans and flexible plants.

在改造之前，这里是一块位于市中心的布满岩石的斜坡，荒凉而一无是处。设计师将斜坡用不同材料的三角形截面重新包裹起来，向人们展示了这一奇特的地形。布满岩石的斜坡被改造成了一个连接元素：被三角形面板所包裹的岩石上形成了一个阶梯，将两片不同高度的社区连接起来，为斜坡周围的原有道路分散了人流。设计师利用项目的地势优势，将斜坡上方打造成了毕尔巴鄂市的观景平台。他们拆除了戈林泽和保·卡尔萨斯大道的十字路口，并在那里移植了大片的菩提树。旧变电所被改造成了儿童游乐场，将平台整合成一个布局合理、绿树成荫的人造地貌。

Award description:
Selected works, CSCAE 2009
Selected works, IV ENOR Architecture Award 2009
Selected works, V Landscape European Biennale 2008

奖项描述：
2009年西班牙建筑师协会最高理事会获选作品
2009年第四届ENOR建筑奖获选作品
2008年第五届欧洲景观设计双年奖获选作品

1. Slope
2. Spaces to Rest
3. Passing Places
4. Wooded Area

1. 缓坡
2. 休息区
3. 通道
4. 植树区

Right: Slope at night
右图：夜晚的斜坡



Left: Wooded area
Upper right: General view at night
Lower right: Slope detail

左：种满绿树的区域
右上：夜间全景
右下：斜坡的细节



STOP

Upper left: Bird's-eye view of the slope
Lower left: Slope
Lower right: Spaces to rest

左上：整体鸟瞰图
左下：斜坡
右下：休息区

卓信龙岭高档居住区

Zhuoxinlong Mountain High-end Residence

Location: Mianyang, China **Designer:** Professional Landscape Archiecture Studios **Photographer:** Professional Landscape Archiecture Studios **Completion date:** 2010 **Site area:** 30,925 square metres

项目地点：中国，绵阳 设计师：普梵思洛（亚洲）景观规划设计事务所 摄影师：普梵思洛（亚洲）景观规划设计事务所 完成时间：2010年 占地面积：30,925平方米



1. Landscape Lighting in Commerial Street
2. Water Feature at The Entrance
3. Central Water Feature
4. Landscape Fountain
5. Central Landscape Sculpture
6. Landscape Pavilion
7. Woodland
8. Pathway
9. Water Feature
10. Fountain on The Wall
11. Sculpture with Fountain
12. Landscape Sculpture
13. Bridge
14. Wood Terrace
15. Central Opposite Scenery Sculpture
16. Children's Play Ground
17. Plantings at The Entrance
18. Landscape in The Corner
19. Badminton Court
20. Eco Parking
21. Plantings betewwn Houses
22. Pavings betewwn Houses
23. Pathway
24. Landscape Pavings in Commerial Street
25. Sculpture in Commerial Street

1 商业街景观灯柱
2 入口特色水景
3 中心水景特色涌泉
4 景观跌水
5 中心景观构筑物
6 特色景观亭
7 景观树池
8 林荫小径
9 水中特色小品
10 喷水景墙
11 特色喷水雕塑
12 特色小品
13 小桥流水
14 休闲木平台
15 中轴景观对景雕塑
16 儿童游乐空间
17 入口特色种植
18 节点小景
19 羽毛球运动场
20 生态停车位
21 宅间特色种植
22 宅间特色铺地
23 林间小径
24 商业街景观铺地
25 商业街特色雕塑

Located in Kechuang Garden Town of Peicheng District, Mianyang, the original programme was to build a boutique medium-height residence community. However, after the 5.12 earthquake, the plan changed. The new programme constitutes a series of seven-level foreign-style buildings, a 5,000-square-metre Business and Culture Centre and a 2,000-square-metre plaza. The designers apply New Asia-style in the landscape design. New, meaning Modern here, suggests the landscape has a modern sense. Asia refers to the regional features, which suit Chinese cultural identity, aesthetics and understanding of spaces. The concept of this design is to create a modern hotel-style landscape on the basis of Southeast Asia garden landscape, which can win Chinese approvals. Expressed in a formula is: the rich spaces of Southeast Asia garden landscape + Chinese approvals of modern sense + high quality of hotels.

项目位于涪城区科创园园艺新城，原规划定位为园艺片区第一个全小高层精品人居社区，地震后建筑设计方案由小高层改为7层花园洋房小区，独有5000平方米商业文化中心和2000平方米社区文化广场。景观属新（现代）亚洲风格。新，在此可以理解为现代，也就是建立在现代感基础上的。亚洲，是指地域性，即符合中国人——亚洲人的文化认同与审美取向以及对空间的感受与领悟。本案的概念设计综述概括为一句话：建立在东南亚园林景观空间结构上的具有中国人认同感的现代酒店式景观高品质设计的呈现。用公式表示就是：东南亚园林的丰富空间+中国人认同的现代感（硬景）+酒店式的高品质感。

Award description:

2009-2010 China Top 100 Real Estate Brands

2009 Real Estate and Construction Industry Annual Meeting opened at Boao Gold Coast SPA Hotel on 23rd December, 2009. The project "Zhuoxinlong Mountain High-end Residence" by Professional Landscape Archiecture Studios, which is the first Asia-style landscape in China, won approval of all the experts, and was selected as one of the "2009-2010 China Top 100 Real Estate Brands".

奖项描述：

2009–2010中国地产100品牌榜

2009房地产与建筑业年会暨颁奖典礼于2009年12月23日在博鳌金海岸温泉大酒店博鳌厅隆重开幕。普梵思洛国内首创现代亚洲景观风格“绵阳卓信龙岭”项目获得专家一致认可，完全凭借专家实力评比荣获“2009–2010中国地产100最佳建筑品质范例”奖。

Right: Water feature

右图：水景

Upper left: Water feature at night
Lower left: Pergola
Upper right: Plantings around the water feature
Lower right: Detail of the pots

左上：夜晚水景
左下：廊架
右上：水景区植物配置
右下：陶罐的细节

Upper left: Plantings and water feature
Lower right: Lightings around the water feature

左上：水景花池
右下：水景照明



厦门金域蓝湾 The Paradiso, Xiamen

Location: Xiamen, China **Designer:** Siteline Environment Design Ltd. **Photographer:** Zhang Zifeng **Completion date:** 2008 **Site area:** 56,000 square metres

项目地点：中国，厦门 设计师：SED新西林景观国际 摄影师：张紫锋 完成时间：2008年 占地面积：56,000平方米

Combining the unique touristic culture of Xiamen and the spirit of water, the designers come up with a concept of "SPA in the city". By integrating the graceful Thailand garden into the delicate architecture and blending the spirit of Eastern garden into the clean Western buildings, the modern architecture and eastern spirit come into a resonance, thus achieving an effect of an urban retreat. At the main entrance of the Paradiso, there is a compact axis space, which leads people to the waterscape. Water expands the space of this area and shines with the Southeast Asia garden and sculptures. The whole space is clear and clean. The unique landscape creates a space well combined with openness and closing. Located in the west of the Paradiso, the SPA and swimming pools consist of an adult pool and a child pool. Every single landscape here would remind people of the resort in Bali Island. The semi-private landscape area are planted mainly tropical plants. The surrounding waterscape and delicate sculptures add more beauty to it.

延续厦门独具特色的休闲旅游文脉，结合水的灵动，设计师为项目提出了"SPA归隐城市"的创新理念。以泰式园林的薰香与细腻优雅的建筑人文相融合，将东方园林的神韵糅合于简洁的西方建筑间，让凝练的现代建筑语境与东方精神、传统文化产生共鸣，实现一种城市归隐的生活智慧。小区主入口区域由一个相对紧凑的轴线空间，作为引导将观者引入小区的入口洗礼区域。水面从空间上延展了洗礼区域，东南亚风情的园林与雕塑小品、流动的水韵相映成辉。整个空间分外通透、清晰，一张一弛、一开一合中体现了东南亚风情园林的趣味所在，营造出 " 收、放、开、合 " 的绿化空间。景观SPA泳池区位于小区西侧，这一区域是由成人泳池和儿童泳池组成的。这里的一草一木、一物一景都让人仿佛置身在巴厘岛的度假酒店。景观区域是以热带特色种植为主的半私密区域，其中点缀以精致小水景、风情雕塑以增强漫步其中的观赏性。

1. Plaza at The Corner
2. Green Paving
3. Pavings for Commercial Street
4. Central Swimming Pool
5. Children's Playground
6. Unique Formation of Trees

1. 街角小广场
2. 绿色铺地
3. 商业街铺装
4. 中央游泳池
5. 儿童游乐园
6. 特色树阵

Right: A unique place of "Control, Release, Openness, Close"

右图："收、放、开、合 " 的特色空间



Upper left: The dense seaweed trees and delicate fountain along the main entrance
Lower left: Entrance to the house, which has a sense of vacation home
Upper right: Bird's-eye view
Lower right: Swimming pool is hidden behind the plants

左上：主入口奢华茂密的海藻树与两侧精致的喷泉水景
左下：入户口空间,体验度假回家的心情
右上：鸟瞰图
右下：游泳池在植物的掩映中若隐若现

金城蓝湾
paradiso

Upper left: Tree planters
Upper right: Baptism area
Lower right: Detail of the sculpture

左上：树池
右上：洗礼区
右下：雕塑细部

沈阳万科金域蓝湾 The Paradiso, Shenyang

Location: Shenyang, China **Designer:** Siteline Environment Design Ltd. **Photographer:** Shenyang Vanke Co., Ltd. of the Paradiso estate **Completion date:** 2009 **Site area:** 223,645 square metres

项目地点：中国，沈阳 设计师：SED新西林景观国际 摄影师：沈阳万科浑南金域房地产开发有限公司 完成时间：2009年 占地面积：223,645平方米

Located beside the Shenyang Olympic Centre, the Paradiso, Shenyang links Hun River with the Bund Park and the Wetland Park. There are also three Thailand landscape parks in it. Connected together, these five parks integrate natural landscape into the Paradiso. Taking Thailand gardens as prototype, the project has a unique exotic expression. Pools of various shapes, streams and fountains are the centre of the landscape. The designers combine rough stones, Northeast Asia-style pavilions and corridors to various sculptures with Buddhism elements and totem poles. Dotted with delicate embossments, the gardens also apply the rule of "deficiency and excess" in Chinese garden style, achieving a landscape with poetic imagery. Located in the centre of the three parks in the Paradiso, the elaborately-designed Central Paradiso Park consists of Jialan Pavilion, Water Terrace, Chiangmai Plaza, Ruixiang Pavilion, etc. Various colours and different spaces from Jialan Pavilion to Ruixiang Pavilion spread landscapes to every corner of this 40,000-square-metre Central Park.

沈阳万科金域蓝湾位于沈阳奥体滨河区，项目以园区外部的浑河滩堤公园、湿地公园为媒介，将浑河紧密相连；并于园区内部精心打造三大泰式景观公园，以五大公园的内外相连将稀缺的自然景观纳入园区生活。项目以泰国风情园林为蓝本，营造独特的异域风情，以形态各异的水池、叠水和喷泉为中心，粗犷石材和东南亚特色亭及回廊为内容，提取佛教色彩的雕塑、小品、图腾柱为元素，局部浮雕为点缀，再融合中式园林的虚实空间变化，营造出独具特色、再现意境的园林景观。精心打造的金域中央公园位于万科金域蓝湾三大公园中央位置，由伽蓝阁、听水台、清迈广场、瑞象亭等多个精彩的节点组成，整体面积约4万平方米。缤纷的色彩和丰盈灵动的空间变化，从伽蓝阁到瑞象亭，风景弥漫到生活的每一个角落。

1. Landscape at The Entrance
2. Winding Porches and Corridors
3. Unique Formation of Trees
4. Sculpture with Fountain
5. Eco Swimming Pool
6. Sports & Leisure Plaza

1. 入口处特色景观
2. 蜿蜒的廊庭
3. 特色树阵
4. 喷水雕塑
5. 生态泳池
6. 运动休闲广场

Right: Ruixiang Pavilion
右图：瑞象亭

Upper left: Second-level pergola
Lower left: Distant view from the second-level pergola
Lower right: Water feature of the relaxation area

左上：二层廊架
左下：从二层廊架眺望远景
右下：休闲区水景



Upper left: Central water feature
Lower left: Lightings of Ruixiang Pavilion at night
Upper right: Central corridor
Lower right: Waterscape cascade

左上：中轴水景
左下：瑞象亭夜景灯光照明
右上：中轴走廊
右下：水景瀑布

北京时代尊府 Beijing Times Mansion

Location: Beijing, China **Designer:** Siteline Environment Design Ltd. **Photographer:** Siteline Environment Design Ltd. **Completion date:** 2010 **Site area:** 22,398 square metres

项目地点：中国，北京 设计师：SED 新西林景观国际 摄影师：SED新西林景观国际 完成时间：2010年 占地面积：22,398平方米

Featuring a Chinese modern imperial garden, magnificent and exquisite, the project is a beautiful urban landscape. The design concept of Siteline Environment Design is "to integrate Chinese modern imperial garden into the urban life". Under the condition of continuing the city's historical culture and the general urban style, the designers inject new energy to the landscape design. The designers choose the excellent scenery and unique craft and art in Chinese garden to express the garden. Not constrained in the tradition, the overall layout applies an aberrant axis to arrange the space. Waterscapes, Screenings, Borrowed sceneries and Opposite sceneries are combined with Chinese Fengshui theory. Both the magnificence of Chinese modern imperial garden and the energy of modern urban life have been strengthened. In the plan of front court, patio and backyard, the winding pathways, the rich plants, the convenient play zone, the waving topography and changing walkways all work together to create a natural and comfortable living space.

项目以现代中式皇家园林风情为特色，大气浩然而又精致华丽，成为皇城根下一道美丽的都市风景线。SED新西林景观国际以“现代中式皇家气派演绎都市生活”为设计理念，在延续城市历史文脉和整体城市风格的前提下，给景观设计上赋予了新的生命，采撷中式皇家园林高超的布景、独特的施工工艺等优点，同时又不拘泥于传统，在造园布局上以错位的景观轴线来布置景观空间，注重理水、障景、借景、对景的运用，并有机的融入风水运势理论，凸显了现代中式皇家园林的大气浩然和现代都市生活的精致与活力，给居者一个现代感强烈的中式皇家园林。前院、中庭、后院的整体布局，无论是蜿蜒的园路，丰富的植物，便利合理的活动场地，高低起伏的微地形和富有变化的行走路线，都尽可能地营造一种自然、宜人的生活空间。

1. Reforming Planting
2. Green Pavings
3. Leisure Pool Area
4. Pathway
5. Unique Terrace

1. 特色整形绿化
2. 绿色铺装
3. 休闲水池区
4. 曲径通幽小路
5. 特色廊台

Right: Bird's eye view
右图：鸟瞰图

Upper left: Relaxing space
Lower left: Waterscape cascade
Upper right: Relaxing courtyard
Lower right: Detail of the steps

左上：休息空间
左下：水景瀑布
右上：休闲庭院
右下：台阶细部

同景国际新城一期 Verakin Phase I New Town

Location: Chongqing, China **Designer:** SWA Group **Photographer:** Tom Fox
Completion date: 2009 **Site area:** 2,020,000 square metres

项目地点：中国，重庆 设计师：SWA设计集团 摄影师：汤姆·福克斯 完成时间：2009年 占地面积：2,020,000平方米

The Verakin International New Town is a central component of Chongqing's New Tea Garden District, located directly opposite the new District Government Centre. The master plan proposes higher-density and active mix-use developments along the West, with tallest towers at the District Mixed Use Centre along Century Boulevard as well as the riparian corridor to the South. From these perimeter locations, the architectural massing steps downward towards Stone Temple Mountain Park. Located at the centre, the park is the central focus of the new town. On the East, lower densities are scaled to conform to the sloping terrain and massed to maximise offsite view opportunities. With all building massing, solar orientation and prevailing breeze considerations are integrated into the framework of the plan. Community and neighbourhood open spaces are provided at varying scales to offer citizens a wide range of active and passive activities. The open space amenities such as the Stone Temple Mountain Park, the regional Riparian Open Space Corridor, the District Green, the retail streetscape environments and Neighbourhood Open Spaces are strategically located to enhance accessibility and visibility.

同景国际新城位于重庆新茶园区，正对新区政府中心。总体规划采用了更高的密度，并沿西侧布置了多用途开发项目，区中央建造最高塔楼，南侧则设有水岸廊道。围绕着这些区域是一个巨大的台阶，通往下面的石寺山公园。公园位于园区的中心，是整个项目的焦点。东侧的低密度住宅依地势而建，展示了园区外的风景。整个规划充分考虑到了建筑规模、采光和通风因素。项目设计了各种尺寸的社区和街区开放空间，居民可以举办各类动态和静态活动。开放空间设施，如石寺山公园、区域水岸开放空间廊道、区域绿地、零售街景环境及街区开放空间，做了战略性的布局，强化了可及性和可视性。

1. Century Boulevard
2. Stone Temple Mountain Park
3. Regional Riparian Open Space Corridor
4. District Green
5. Retail Streetscape Environment
6. Neighbourhood Open Spaces

1. 世纪大道
2. 石寺山公园
3. 区域水岸开放空间廊道
4. 区域绿地
5. 零售街景环境
6. 街区开放空间

Right: The regional Riparian Open Space Corridor
右图：区域水岸开放空间廊道



Left: Pathway and water feature
Upper right: District Green
Lower right: Pathways

左：园路水景造型
右上：区域绿化
右下：园区小径





Left: Pergola
Upper right: Garden between the buildings
Lower right: Detail of the water feature

左：廊架
右上：楼间花园
右下：水景细部





Upper left: Water terrace
Lower left: Relaxing plaza
Upper right: Overall view
Lower right: Bird's eye view of the garden

左上：跌水造型
左下：休闲广场
右上：全景图
右下：花园鸟瞰

中邦城市雕塑花园 Zobon City Sculpture Garden

Location: Shanghai, China **Designer:** SWA Group **Photographer:** Tom Fox
Completion date: 2008 **Site area:** 30,000 square metres

项目地点：中国，上海 设计师：SWA设计集团 摄影师：汤姆·福克斯 完成时间：2008年 占地面积：30,000平方米

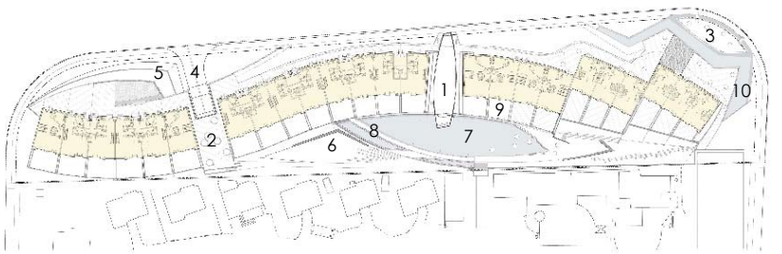

The Zobon City Sculpture Garden lies at the centre of a 5,000-unit multi-family residential infill development in the Pudong district of Shanghai, China. The design objective was to create an innovative model for multi-family habitation that integrates art, landscape and architecture in ways that make dense, urban living more sustainable. On a mere 0.6-hectare site, the landscape architecture expresses three moments which celebrate the inherent and often invisible, beauty of the city. The open space layout comprises three gardens, each creating a unique environment for the tenants. The Huangpu Abstraction Garden is the public face of the project and is expressed with a 2.5-metre-tall stacked glass fountain. A public plaza provides informal seating and a place to view the water feature. The Sky Garden is the centrepiece of the project composed of an elliptical-shaped reflecting pool and surrounding water cascades. The outdoor programme for this area includes places for tai-chi, eating, small gatherings and walking/viewing. The Cognitive Garden is the smallest of the three gardens and provides more privacy, a meditative mood, sound, texture and colour, light sculpture and a gravel basin wetted by a waterfall.

中邦城市雕塑花园位于中国上海浦东区5000套多户家庭住宅区的中央地带。设计的目的就是为多用户家庭建设一座革新的建筑，它将集艺术、风景、建筑风格于一体，为密集的城市生活创造更多的可持续性。中邦城市雕塑花园仅占地0.6公顷，其中有三处别具匠心的花园和公共空间能让人们感受到城市内在的美。开放空间布局包括三个花园，每个花园均为住户营造了一个独特的环境。黄埔抽象花园是该项目的形象工程，通过一个2.5米高的叠加玻璃喷泉加以诠释。一个概念公共广场提供了景观水景和休闲座椅。天空花园是项目的核心，包括一个椭圆形倒影池和其周边的小瀑布。园区的户外设施包括太极、餐饮、小型聚会和走道/观景场所。认知花园是最小的树林花园，提供了更多的私密性和沉思氛围，声音、纹理和色彩、灯光雕塑以及瀑布浇灌的砾石水池，打造了一道独特的风景线。

Award description:
2009 ASLA National Honour Award

奖项描述：
2009年美国景观设计师协会荣誉奖

1. Sky Garden
2. Cognitive Garden
3. Huangpu Abstraction Garden
4. Light Sculpture
5. Sculptural Stone Wall
6. Bamboo Hedge Garden
7. Reflective Pool
8. Water Cascade / Aquatic Planting
9. Private Garden
10. Frosted Glass Water Wall

1. 空中花园
2. 认知花园
3. 黄浦抽象花园
4. 光影雕塑
5. 石雕墙
6. 竹篱花园
7. 镜面池
8. 叠水瀑布/水生植物
9. 私家花园
10. 磨砂玻璃流水墙

Upper right: Overview of The Huang-Pu Abstraction Garden
Lower right: Elliptical-shaped reflecting pond

右上：黄埔抽象花园全景
右下：椭圆形倒影池

Upper left: Abstraction Garden
Lower left: The Sky Garden
Upper right: Materials include hammered concrete and glass with stainless steel attachments
Lower right: Detail of the waterscape

左上：抽象花园
左下：天空花园
右上：设计所使用的材料包括混凝土和带有不锈钢附件的玻璃
右下：水景细部



景园辉庭 Parkview Eclat

Location: Singapore **Designer:** ONG & ONG Pte Ltd **Photographer:** ONG & ONG Pte Ltd **Completion date:** 2009 **Site area:** 3,500 square metres

项目地点：新加坡 设计师：ONG & ONG建筑设计公司 摄影师：ONG & ONG建筑设计公司 完成时间：2009年 占地面积：3,500平方米

Parkview Eclat is a high-end residential development with a water-themed landscape to complement the Art-deco style of its architectural style. The outdoor spaces are organised along two major axes. A main axis runs from the main building to the landscape deck, punctuated by water fountains and exquisite sculptures. This continues across the horizontal plane and even vertically up the building's façade, lending coherence to the overall Art-deco look. A second axis categorises various water-related activities, distinguishing facilities like the water play fountain, children pool, lap pool and Jacuzzi. The linear swimming pool acts as visual anchor along this axis, which ends dramatically in the raised Jacuzzi pavilion. The designer smartly combine the modern exotic landscape lighting, art deco lansdscape style, fountain and the stone sclupture so that the magnificent of modern landscape design and architecture is produced.

景园辉庭是一个高端住宅项目，以水景装饰为特点，具有独特的建筑装饰风格。项目的户外空间沿着两条轴线展开。其中一条主轴线从主楼一直延伸到景观平台，中间点缀着水景喷泉和精致的雕塑作品。这条轴线横跨整个园区的水平布局，甚至还一直延伸到建筑的表面，形成了一种统一的装饰风格。另一条轴线则划分出形式不一的水景设施，如戏水喷泉、儿童游泳池、标准竞赛泳池和按摩浴缸。线性的游泳池是这条轴线的亮点，泳池的线条在按摩浴缸凉亭那里戛然而止。设计师巧妙地将具有现代异域风情的景观灯光、装饰艺术风格景观、喷泉和大理石雕塑结合在一起，营造了一个华丽的现代景观建筑。

1. Guard House – Main Entrance
2. Pedestrian Entrance
3. Carpark Entrance
4. Porte Cochere
5. Sculpture By Salvador Dali
6. Swimming Pool & Entrance Plaza
7. Outdoor Alfresco
8. Trellis
9. Fountain
10. Spa Pool Pavilion
11. Lap Pool
12. Children's Pool
13. Pool Deck
14. Children's Playground
15. BBQ Pavilion

1. 警卫室——主入口
2. 行人入口
3. 车辆入口
4. 停车门廊
5. 萨尔瓦多·达利制作的雕塑
6. 游泳池和入口广场
7. 露天休息区
8. 花棚
9. 喷泉
10. Spa凉亭
11. 标准竞赛泳池
12. 儿童游泳池
13. 泳池边平台
14. 儿童游乐场
15. 烤肉凉亭

Right: Lap pool
右图：标准竞赛泳池




STOP

Upper left: Entrance
Lower left: Pool pavilion
Upper right: Main Entrance
Lower right: Flower planters

左上：入口
左下：水亭
右上：主入口
右下：花池造型





Upper left: Water feature
Lower left: Sculpture in the plaza
Upper right: Lightings for the water feature
Lower right: Detail of the fountain

左上：水景造型
左下：广场雕塑
右上：水景灯光照明
右下：喷泉细部



Index

1. Hoerr Schaudt Landscape Architects
Tel 312 492 6501
Fax 312 492 7101

2. Hocker Design Group
Tel 214 915 0910
Fax 214 915 0901

3. Rolling Stone Landscapes
Tel 61 2 9651 5002
Fax 61 2 9651 5004

4. AJMILLER & ASSOCIATESLLC
Tel 315 432 4626
Fax 315 432 4327

5. Dirtworks Landscape
Architecture, PC
Tel 212 529 2263
Fax 212 05 0904

6. Ibarra Rosano Design Architects
Tel 520 795 5477
Fax 520 795 8699

7. Terragram Pty Ltd
Tel 61 2 9211 6060
Fax 61 2 9211 6057

8. Keith LeBlanc
Tel 617 426 6475
Fax 617 426 6467

9. Marmol Radziner
Tel 310 826 6222
Fax 310 826 6226

10. Shades of Green Landscape Architecture
Tel 415 332 1485
Fax 415 332 1385

11. Glaßer und Dagenbach Garten- und Landschaftsarchitekten
Tel 79 030 618 10 80
Fax 79 030 612 7096

12. Hugh Ryan
Tel 04 02 41 841

13. Thomas Biro, Thomas Biro Associates
Tel 908 359 0091
Fax 908 359 0091

14. Aire d'essai, landscape architects.
Tel 1 818 505 6587

15. Bensley Design Studios
Tel 62 361 281 413
Fax 62 361 281 635

16. Taylor Brammer Landscape Architects Pty Ltd
Tel 61 2 9387 8855
Fax 61 2 9387 8155

17. Guy Sturt
Tel 02 9211 3744
Fax 02 9211 9449

18. LODEWIJK BALJON landscape architects
Tel 31 020 625 88 35
Fax 31 020 420 65 34

19. earthscape inc.
Tel 978 448 0300

20. J. Francisco Serrano Arquitecto
Tel 52 52866100
Fax 52 55533826

21. Tierra Design
Tel 66 2 658 5900
Fax 66 2 658 5899

22. ACXT-IDOM
Tel 34 91 121 71 03
Fax 34 91 447 31 87

23. ONG&ONG Pte Ltd
Tel 86 28 6675 8282
Fax 86 28 6675 8281

24. 普梵思洛（亚洲）景观规划设计事务所
Tel 86 755 83212226
Fax 86 755 83218446

25. SED新西林景观国际
Tel 86 755 82557853

26. SWA GROUP
Tel 415 332 5100
Fax 415 332 0719

Residential Landscape
住宅景观

Author: Sophia Song Chloe Fang Rebecca Li Arthur Gao

Print version (Hardcover) - 2011
ISBN 9787538165579
Published by Liaoning Science & Technology Publishing House
Shenyang, Liaoning, China

eBook version - 2011
ISBN 9781619870086
Published by Profession Design Press Co., Ltd
California, United States of America

Distributed by Actrace, United States of America
Website: www.actrace.com, www.ArchitecturalBookstore.com

Copyright © 2011 Liaoning Science & Technology Publishing House
License agreement: www.architecturalbookstore.com/auxpage_license
Unauthorized copying prohibited.

作者：宋丹丹 方慧倩 李春梅 高巍

纸质书（精装）– 2011
书号：9787538165579
出版商：辽宁科学技术出版社
中国辽宁省沈阳市

电子书– 2011
书号：9781619870086
出版商：设计专业出版有限公司
美国加州

经销商：Actrace公司，2011
网址：www.actrace.com, www.ArchitecturalBookstore.com

版权所有：2011辽宁科学技术出版社
版权协议：www.architecturalbookstore.com/auxpage_license
严禁非法复制。